



Prepared on
December 31, 2011

Global Barometer on Hope and Despair

Ukraine

Trend data: 1977-2011

(for all years for which data are available)

Volume 2: Country Report Series



Courtesy:

The preparation of this Report and compilation of the trend data (1977-2011) has been done with the courtesy of Gallup Pakistan (www.gallup.com.pk) and Gilani Research Foundation (www.gilanifoundation.com) as a public service for members of Gallup International Association. For any further details please contact: Rushna.Shahid@gallup.com.pk

Disclaimer: Gallup International Association or its members are not related to Gallup Inc., headquartered in Washington D.C which is no longer a member of Gallup International Association. Gallup International Association does not accept responsibility for opinion polling other than its own. We require that our surveys be credited fully as Gallup International (not Gallup or Gallup Poll). For further details see website: www.Gallup-international.com



FOREWORD

The World's First and the Leading Global Barometer

The Global Barometer of Hope and Despair, conducted on the eve of every new year since 1977, happens to be the world's first Global Barometer. It was initiated and led by the renowned pollster Dr. George Gallup in that year and has since been conducted annually by research institutes affiliated with Gallup International and other associated research institutions. In 2011 we will be celebrating 34 years of its success.

In 1977 the world was still a stranger to modern computing machines on everyone's desk. It was a world in which the old Main Frame computers were available to the fortunate. Others performed their tasks in more primitive ways. The mode of communication was the Post Office supplemented by what was known as the "Telegraph and Telex Machine". Despite these limitations, the first Global Barometer was conducted by 22 Gallup International Association members across the globe. They included all the G7 countries as well as key countries from all continents. The number of countries has since risen considerably and the survey now covers a highly representative sample of global population. In 2011 the survey covers 58 countries from all parts of Asia, Africa, Latin America and Australasia.

Considering that the Global Barometer was initiated in 1977 under conditions which would now seem primitive by way of international communications as well as information technology, the archives of the Global Barometer were not in a position to present trend data in usable form. It has taken some effort to construct time series data.


It was a proud privilege for Gallup Pakistan to have accomplished that task in 2010. Despite being relatively limited in its scope, the trend data information is now usable and amendable to updation. It has been updated for the latest year (EOY: 2011)

In the covers of these pages you will find a simple computation of the top lines of country data for all years when the survey was conducted in that country. We hope that we will further refine these Reports, in due course of time.

We would particularly like to thank the team at Gallup Pakistan as well as Ms. Armida Wagman at the Gallup International Secretariat who in 2010 helped compile the trend data for the first 33 years of the series. We very much hope that with the active support of the Expert Group on Opinion Research (details on the Blog of the Group) at WIN-Gallup International we will be able to further pursue this task.

Jean-Marc Leger
President WIN-Gallup International
and

Dr. Ijaz Shafi Gilani
Chair, Expert Group on Opinion Research
WIN-Gallup International (gilani@gallup.com.pk)
December 20, 2011





WIN-Gallup International Team of
END OF YEAR SURVEY: 2011
OPINION RESEARCH GROUP

1- Panel of Experts



Matthew Warshaw
Afghanistan



Helio Gastaldi
Brazil



Dave Scholz
Canada



Celine Bracq
France



Inahiro Suzuki
Japan



Margit Cleveland
Kenya



Elida Medarovska
Macedonia



John Smurthwaite
Malaysia



Natalia Ivanisheva
Russia



Carlos Clavero
Spain

2- Research Team for EOY 2011 (Gallup Pakistan)



Manzer Ehsan



Hammad Irshad



Tahmina Shoab

3- Project Managers



Sara Salam
Pakistan



Rushna Shahid
Pakistan



Klaus-Peter Schoeppner
Germany



Dr. Ijaz Shafi Gilani
Pakistan

5- President WIN-GIA



Jean-March Langer
Canada






Trend of Hope and Despair in Ukraine
1977-2011
(for all years for which data are available)

6- Global Research Team

(In alphabetical order of Country Name)

Name/Company/Country	Picture	Name/Company/Country	Picture
Assen Blagoev ACSOR-Surveys Afghanistan		Aram Navasardyan MPG LLC Armenia	
Gerardo Tuñón Corti IBOPE Inteligencia Argentina		Bianca Mazzaferro Colmar Brunton Australia	
Ingrid Lusk Osterreichisches Gallup-Institute Austria		Ashraf Hajiye SIAR Media Azerbaijan	
Marc Dumoulin Dedicated Research Belgium		Laure IBOPE Inteligencia Brazil	
Aida Hadziavdic- Begovic Mareco Index Bosnia Bosnia		Mila Grigorova BBSS Bulgaria	
Zhou Xin CRC-Research China		Arnauld Zeufack RMS Cameroon Cameroon	
Cristina Querubin Centro Nacional de Consultoria Colombia		Sarah Weill Leger Marketing Canada	
Jan Trojacek MARECO Praha Czech Republic		* Roger Elsted DMA/ Research Denmark	
Tim Wilson Tebbutt Research Fiji Islands		Carlos A. Cordova Cedatos Ecuador	
Jari Pajunen Taloustutkimus Oy Finland		Dr.Sherine Zaklana Rada Research & Public Relations Co. Egypt	
Celine Bracq BVA France		* Johannes Huxoll TNS Emnid Germany	
Christy Szeto Consumer Search Group Hong Kong		Femi Laoye RMSI Ghana Ghana	
Vilborg Helga Hardardottir Capacent Iceland Iceland		Merab Pachulia GORBI Georgia	
Yashwant Deshmukh C Voter India		Johannes Huxoll TNS Emnid Germany	
Dr. Munqij Dagher IIACSS Iraq		Sinead Mooney Red C Research and Marketing Ireland	
Paolo Colombo DOXA Italy			





Trend of Hope and Despair in Ukraine
1977-2011
(for all years for which data are available)



Hisako Kumada
Nippon Research
Center (NRC)
Japan



Hyunjeong Jung
Gallup Korea
Korea



Selim Saad
REACH
Lebanon



Inga Nausėdiene
UAB RAIT
Lithuania



Ivana Todevska
BRIMA
Macedonia



Christian Batte
BJ Group
Morocco



Imre van Rooijen
Market Response
Netherlands



Josiah Kimanzi
RMS Nigeria
Nigeria




Fatima Idrees
Gallup Pakistan
Pakistan



Dr. Nabil Kukali
Palestine



Gustavo Yrala
DATUM international
Peru



Lawrence A. Dugan
Asia Research
Organization
Philippines



Olga Wiatr
MARECO Polska
Poland



Marius Bobi
TNS CSOP
Romania



Natalia Lvanisheva
ROMIR
Russian Federation



Mohammad M. Aayed
PARC
Saudi Arabia



Sladjana Brakus
TNS Medium Gallup
Serbia



Patson Gasura
Topline Research
Solution
South Africa



Luciano Miguel
Instituto DYM, S.A
Spain



Dr. Johan Lilliecreutz
CMA Research
Sweden



Barbara Schumacher
ISOPUBLIC
Switzerland



Nebil Belaam
EMRHOD
Tunisia



Pervin Olgun Barem
Research
Turkey



Cindy Kaminski
Trig
USA

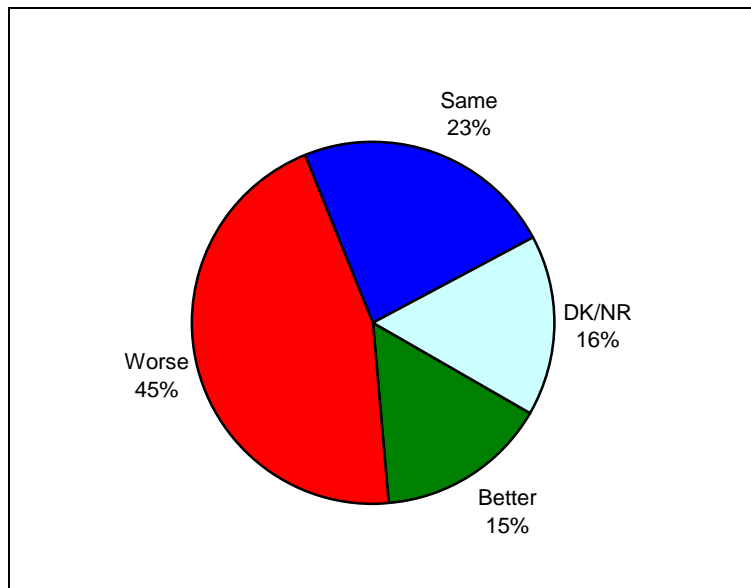


Beth Owen
Indochina Research
Vietnam



Graph for Hope and Despair in Ukraine for Year 2011

Question: **So far as you are concerned do you think that 2012 will be better or worse than 2011?**



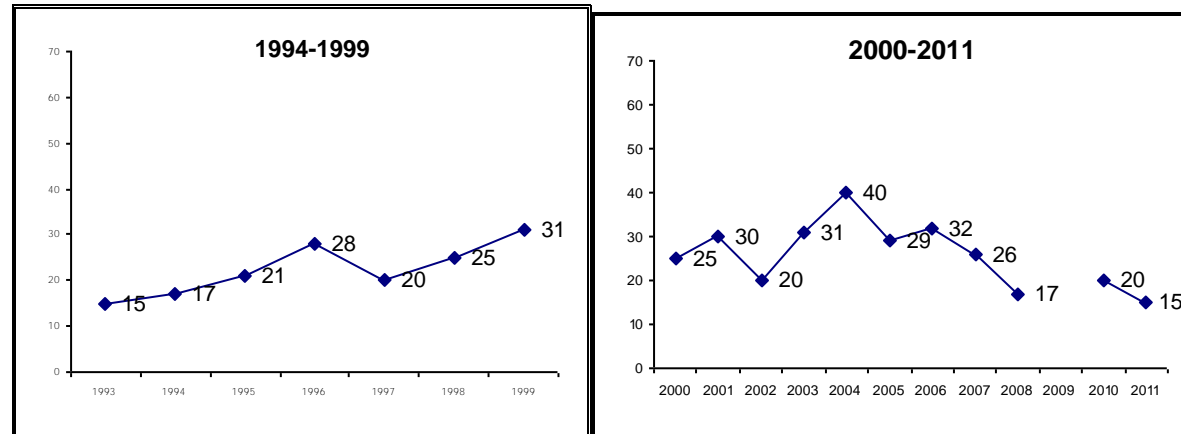
Source: Annual Global Barometer on Hope and Despair conducted by affiliates of WIN-Gallup International Association. See details on: www.gallup.com.pk, www.gallup-international.com/

(Note applicable for all tables ahead): Rounding off to 100:
When the total does not add up to 100, it is because of rounding off issues.



The trend of
Hope and Despair in Ukraine
(1977-2011)


HOPE



Note: Reported for all the years for which survey was carried out and data are available.

	Percent of Respondents																	
Year	1993	1994	1995	1996	1997	1998	1999	2000	2001	2002	2003	2004	2005	2006	2007	2008	2010	2011
Hope	15	17	21	28	20	25	31	25	30	20	31	40	29	32	26	17	20	15

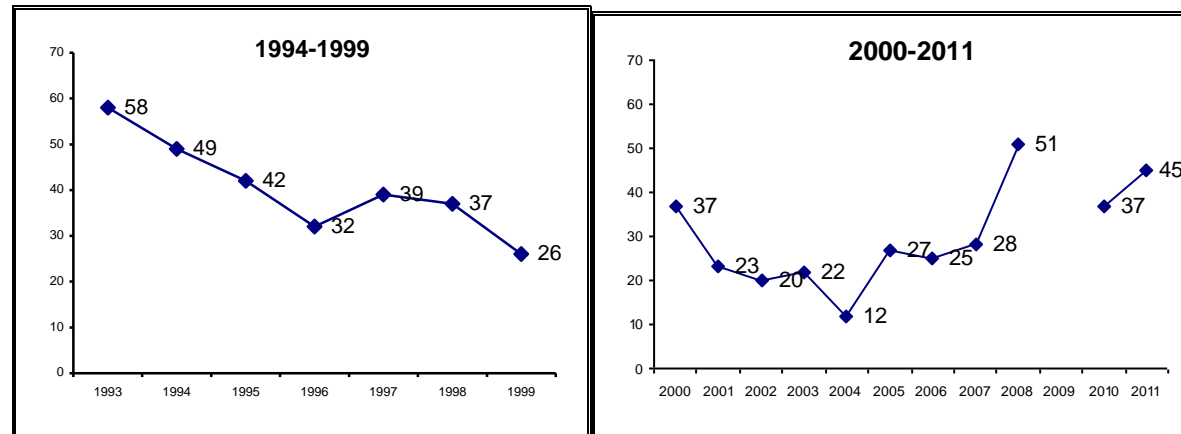
Source: Annual Global Barometer on Hope and Despair conducted by affiliates of WIN-Gallup International Association. See details on: www.gallup.com.pk, www.gallup-international.com/





Trend of Hope and Despair in Ukraine
1977-2011
(for all years for which data are available)

DESPAIR



Note: Reported for all the years for which survey was carried out and data are available.

Year	1993	1994	1995	1996	1997	1998	1999	2000	2001	2002	2003	2004	2005	2006	2007	2008	2010	2011
Despair	58	49	42	32	39	37	26	37	23	20	22	12	27	25	28	51	37	45

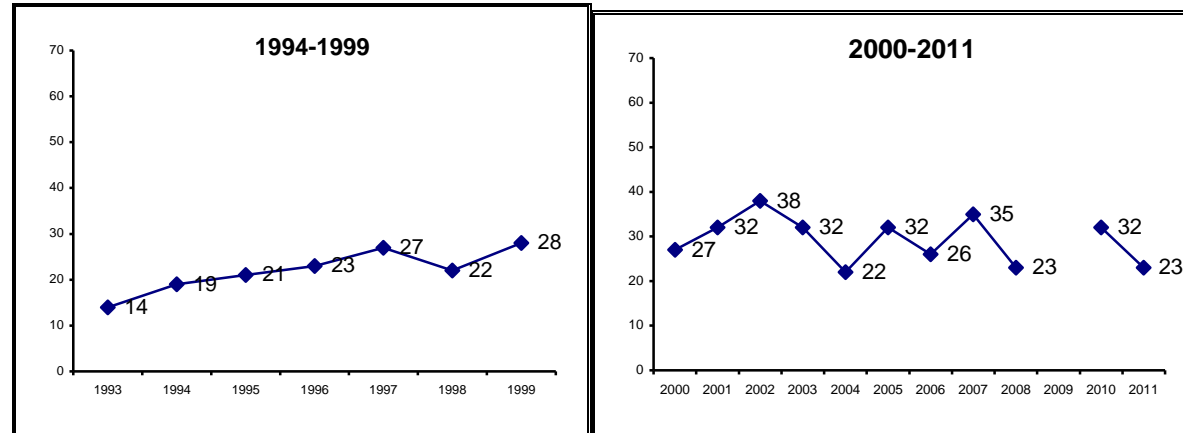
Source: Annual Global Barometer on Hope and Despair conducted by affiliates of WIN-Gallup International Association. See details on: www.gallup.com.pk, www.gallup-international.com/





Trend of Hope and Despair in Ukraine
 1977-2011
 (for all years for which data are available)

NO CHANGE



Note: Reported for all the years for which survey was carried out and data are available.

Year	1993	1994	1995	1996	1997	1998	1999	2000	2001	2002	2003	2004	2005	2006	2007	2008	2010	2011
No change	14	19	21	23	27	22	28	27	32	38	32	22	32	26	35	23	32	23

Source: Annual Global Barometer on Hope and Despair conducted by affiliates of WIN-Gallup International Association. See details on: www.gallup.com.pk, www.gallup-international.com/



Trend of Hope and Despair in Ukraine
1977-2011
(for all years for which data are available)

Hope and Despair in Ukraine

Question: **So far as you are concerned do you think that 2012 will be better or worse than 2011?**

Percent of Respondents

Serial #	Year	Better (%)	Same (%)	Worse (%)	DK/NR (%)
1	1993	15	14	58	13
2	1994	17	19	49	15
3	1995	21	21	42	16
4	1996	28	23	32	17
5	1997	20	27	39	14
6	1998	25	22	37	16
7	1999	31	28	26	15
8	2000	25	27	37	11
9	2001	30	32	23	15
10	2002	20	38	20	22
11	2003	31	32	22	15
12	2004	40	22	12	26
13	2005	29	32	27	12
14	2006	32	26	25	17
15	2007	26	35	28	11
16	2008	17	23	51	10
17	2010	20	32	37	11
18	2011	15	23	45	16

Source: Annual Global Barometer on Hope and Despair conducted by affiliates of WIN-Gallup International Association. See details on: www.gallup.com.pk, www.gallup-international.com/





Trend of Hope and Despair in Ukraine

1977-2011

(for all years for which data are available)

Economic prosperity in Ukraine

Question: **Compared with this year, in your opinion, will next year be a year of economic prosperity, economic difficulty or remain the same?**

Percent of Respondents

Serial #	Years	Economic prosperity (%)	Remain the same (%)	Economic Difficulty (%)	DK/NR (%)
1	1997	6	38	46	10
2	1998	7	30	48	15
3	1999	11	41	34	14
4	2000	9	38	44	9
5	2001	11	46	31	12
6	2002	6	50	24	20
7	2003	14	43	30	14
8	2004	21	34	20	25
9	2005	13	40	38	10
10	2006	15	36	34	15
11	2007	13	41	34	12
12	2008	6	24	61	8
13	2010	9	35	47	10
14	2011	6	25	54	15

Source: Annual Global Barometer on Hope and Despair conducted by affiliates of WIN-Gallup International Association. See details on: www.gallup.com.pk, www.gallup-international.com/





Unemployment in Ukraine

Question: In the next 12 months do you expect the number of unemployed in ... (YOUR COUNTRY) to increase a lot, to increase slightly, remain the same, fall slightly or fall a lot?

Percent of Respondents

Serial #	Years	Increase a lot (%)	Increase slight (%)	Remain the same (%)	Fall Slight (%)	Fall a lot (%)	DK/NR (%)
1	1997	49	18	18	5	1	9
2	1998	48	19	15	3	1	14
3	1999	23	19	31	13	3	11
4	2000	33	22	27	8	1	9
5	2001	19	23	31	13	2	12
6	2002	11	18	36	10	2	23
7	2003	13	16	37	11	2	21
8	2004	4	9	38	18	6	24
9	2005	13	17	38	17	5	10
10	2006	10	19	38	13	3	16
11	2007	8	15	45	14	3	14
12	2008	49	20	13	4	5	9
13	2010	26	30	25	7	1	12

Source: Annual Global Barometer on Hope and Despair conducted by affiliates of WIN-Gallup International Association. See details on: www.gallup.com.pk, www.gallup-international.com/





Trend of Hope and Despair in Ukraine
1977-2011
(for all years for which data are available)

Employment in Ukraine

Question: **Are you now in paid employment - either full time or part time?**

Percent of Respondents

Serial #	Years	Full time (%)	Part time (%)	No (%)
1	1997	36	13	51
2	1998	34	12	54
3	1999	32	10	58
4	2000	35	6	59
5	2001	38	9	53
6	2002	40	7	53
7	2003	38	7	55
8	2004	40	6	54
9	2005	44	6	51
10	2006	42	7	51
11	2007	46	7	48
12	2008	47	4	49
13	2010	36	9	56

Source: Annual Global Barometer on Hope and Despair conducted by affiliates of WIN-Gallup International Association. See details on: www.gallup.com.pk, www.gallup-international.com/



Job security in Ukraine

Question: **Do you think your present job is safe, or do you think there's a chance you may become unemployed?**

Percent of Respondents

Serial #	Years	Present job safe (%)	Chance of unemployment (%)	DK/NR (%)
1	1997	39	51	10
2	1998	42	48	10
3	1999	45	44	11
4	2000	44	46	10
5	2001	48	41	10
6	2002	48	38	14
7	2003	55	35	10
8	2004	63	24	13
9	2005	58	32	10
10	2006	57	29	14
11	2007	67	20	13
12	2008	50	37	13
13	2010	45	47	8

Source: Annual Global Barometer on Hope and Despair conducted by affiliates of WIN-Gallup International Association. See details on: www.gallup.com.pk, www.gallup-international.com/



Trend of Hope and Despair in Ukraine

1977-2011

(for all years for which data are available)

Ease of Job in Ukraine

Question: **If you became unemployed, do you think you'd be able to find a new job fairly quickly, or do you think it might take longer?**

Percent of Respondents

Serial #	Years	New job quickly (%)	May take longer (%)	Wouldn't look (%)	DK/NR (%)
1	1997	16	45	26	13
2	1998	13	45	26	16
3	1999	15	43	24	18
4	2000	19	45	22	14
5	2001	20	50	15	15
6	2002	21	46	13	20
7	2003	27	44	13	16
8	2004	26	38	12	24
9	2005	28	45	13	15
10	2006	31	39	11	19
11	2007	37	43	7	13
12	2008	26	43	12	19
13	2010	13	74	4	9

Source: Annual Global Barometer on Hope and Despair conducted by affiliates of WIN-Gallup International Association. See details on: www.gallup.com.pk, www.gallup-international.com/





Celebrating 34 years of The World's Leading Global Barometer (1977-2011)

For more details :

Rushna Shahid
Assisting Gallup International
Opinion Research Group
Tele: +92-51-2655630
Fax : +92-51-2655632
Email: rushna.shahid@gallup.com.pk

Irene Zuettel
Gallup International
Zurich
Tele: +41 (0) 44 806 6650
Fax : +41 (0) 44 806 6660
Email:jirene.zuettel@gallup-international.com

Disclaimer: Gallup International Association is not related to Gallup Inc., headquartered in Washington D.C which is no longer a member of Gallup International Association. Gallup International Association does not accept responsibility for opinion polling other than its own. For further details see website: www.Gallup-international.com