



Prepared on  
December 31, 2011

## Global Barometer on Hope and Despair

# Spain

Trend data: 1977-2011

(for all years for which data are available)

### Volume 2: Country Report Series



**Courtesy:**

The preparation of this Report and compilation of the trend data (1977-2011) has been done with the courtesy of Gallup Pakistan ([www.gallup.com.pk](http://www.gallup.com.pk)) and Gilani Research Foundation ([www.gilanifoundation.com](http://www.gilanifoundation.com)) as a public service for members of Gallup International Association. For any further details please contact: [Rushna.Shahid@gallup.com.pk](mailto:Rushna.Shahid@gallup.com.pk)

**Disclaimer:** Gallup International Association or its members are not related to Gallup Inc., headquartered in Washington D.C which is no longer a member of Gallup International Association. Gallup International Association does not accept responsibility for opinion polling other than its own. We require that our surveys be credited fully as Gallup International (not Gallup or Gallup Poll). For further details see website: [www.Gallup-international.com](http://www.Gallup-international.com)



**FOREWORD**

# **The World's First and the Leading Global Barometer**

The Global Barometer of Hope and Despair, conducted on the eve of every new year since 1977, happens to be the world's first Global Barometer. It was initiated and led by the renowned pollster Dr. George Gallup in that year and has since been conducted annually by research institutes affiliated with Gallup International and other associated research institutions. In 2011 we will be celebrating 34 years of its success.

In 1977 the world was still a stranger to modern computing machines on everyone's desk. It was a world in which the old Main Frame computers were available to the fortunate. Others performed their tasks in more primitive ways. The mode of communication was the Post Office supplemented by what was known as the "Telegraph and Telex Machine". Despite these limitations, the first Global Barometer was conducted by 22 Gallup International Association members across the globe. They included all the G7 countries as well as key countries from all continents. The number of countries has since risen considerably and the survey now covers a highly representative sample of global population. In 2011 the survey covers 58 countries from all parts of Asia, Africa, Latin America and Australasia.

Considering that the Global Barometer was initiated in 1977 under conditions which would now seem primitive by way of international communications as well as information technology, the archives of the Global Barometer were not in a position to present trend data in usable form. It has taken some effort to construct time series data.


It was a proud privilege for Gallup Pakistan to have accomplished that task in 2010. Despite being relatively limited in its scope, the trend data information is now usable and amendable to updation. It has been updated for the latest year (EOY: 2011)

In the covers of these pages you will find a simple computation of the top lines of country data for all years when the survey was conducted in that country. We hope that we will further refine these Reports, in due course of time.

We would particularly like to thank the team at Gallup Pakistan as well as Ms. Armida Wagman at the Gallup International Secretariat who in 2010 helped compile the trend data for the first 33 years of the series. We very much hope that with the active support of the Expert Group on Opinion Research (details on the Blog of the Group) at WIN-Gallup International we will be able to further pursue this task.

Jean-Marc Leger  
President WIN-Gallup International  
and

Dr. Ijaz Shafi Gilani  
Chair, Expert Group on Opinion Research  
WIN-Gallup International (gilani@gallup.com.pk)  
December 20, 2011





**WIN-Gallup International Team of  
 END OF YEAR SURVEY: 2011  
 OPINION RESEARCH GROUP**

**1- Panel of Experts**



Matthew Warshaw  
**Afghanistan**



Helio Gastaldi  
**Brazil**



Dave Scholz  
**Canada**



Celine Bracq  
**France**



Inahiro Suzuki  
**Japan**



Margit Cleveland  
**Kenya**



Elida Medarovska  
**Macedonia**



John Smurthwaite  
**Malaysia**



Natalia Ivanisheva  
**Russia**



Carlos Clavero  
**Spain**

**2- Research Team for EOY 2011 (Gallup Pakistan)**



Manzer Ehsan



Hammad Irshad



Tahmina Shoaib

**3- Project Managers**



Sara Salam  
**Pakistan**



Rushna Shahid  
**Pakistan**



Klaus-Peter Schoeppner  
**Germany**



Dr. Ijaz Shafi Gilani  
**Pakistan**

**5- President WIN-GIA**



Jean-March Langer  
**Canada**






**Trend of Hope and Despair in Spain**  
1977-2011  
(for all years for which data are available)

**6- Global Research Team**

(In alphabetical order of Country Name)

Name/Company/Country	Picture	Name/Company/Country	Picture
Assen Blagoev ACSOR-Surveys <b>Afghanistan</b>		Aram Navasardyan MPG LLC <b>Armenia</b>	
Gerardo Tuñón Corti IBOPE Inteligencia <b>Argentina</b>		Bianca Mazzaferro Colmar Brunton <b>Australia</b>	
Ingrid Lusk Osterreichisches Gallup-Institute <b>Austria</b>		Ashraf Hajiye SIAR Media <b>Azerbaijan</b>	
Marc Dumoulin Dedicated Research <b>Belgium</b>		Laure IBOPE Inteligencia <b>Brazil</b>	
Aida Hadziavdic- Begovic Mareco Index Bosnia <b>Bosnia</b>		Mila Grigorova BBSS <b>Bulgaria</b>	
Arnould Zeufack RMS Cameroon <b>Cameroon</b>		Sarah Weill Leger Marketing <b>Canada</b>	
Zhou Xin CRC-Research <b>China</b>		Jan Trojacek MARECO Praha <b>Czech Republic</b>	
Cristina Querubin Centro Nacional de Consultoria <b>Colombia</b>		Roger Elsted DMA/ Research <b>Denmark</b>	
Carlos A. Cordova Cedatos <b>Ecuador</b>		Dr.Sherine Zaklana Rada Research & Public Relations Co. <b>Egypt</b>	
Tim Wilson Tebbutt Research <b>Fiji Islands</b>		Celine Bracq BVA <b>France</b>	
Jari Pajunen Taloustutkimus Oy <b>Finland</b>		Merab Pachulia GORBI <b>Georgia</b>	
Johannes Huxoll TNS Emnid <b>Germany</b>		Femi Laoye RMSI Ghana <b>Ghana</b>	
Christy Szeto Consumer Search Group <b>Hong Kong</b>		Dr. Munqijh Dagher IIACSS <b>Iraq</b>	
Vilborg Helga Hardardottir Capacent Iceland <b>Iceland</b>		Sinead Mooney Red C Research and Marketing <b>Ireland</b>	
Yashwant Deshmukh C Voter <b>India</b>		Paolo Colombo DOXA <b>Italy</b>	





**Trend of Hope and Despair in Spain**  
1977-2011  
(for all years for which data are available)



Hisako Kumada  
Nippon Research  
Center (NRC)  
Japan



Hyunjeong Jung  
Gallup Korea  
Korea



Selim Saad  
REACH  
Lebanon



Inga Nausėdiene  
UAB RAIT  
Lithuania



Ivana Todevska  
BRIMA  
Macedonia



Christian Batte  
BJ Group  
Morocco



Imre van Rooijen  
Market Response  
Netherlands



Josiah Kimanzi  
RMS Nigeria  
Nigeria




Fatima Idrees  
Gallup Pakistan  
Pakistan



Dr. Nabil Kukali  
PARC  
Palestine



Gustavo Yrala  
DATUM international  
Peru



Lawrence A. Dugan  
Asia Research  
Organization  
Philippines



Olga Wiatr  
MARECO Polska  
Poland



Marius Bobi  
TNS CSOP  
Romania



Natalia Lvanisheva  
ROMIR  
Russian Federation



Mohammad M. Aayed  
PARC  
Saudi Arabia



Sladjana Brakus  
TNS Medium Gallup  
Serbia



Patson Gasura  
Topline Research  
Solution  
South Africa



Luciano Miguel  
Instituto DYM, S.A  
Spain



Dr. Johan Lilliecreutz  
CMA Research  
Sweden



Barbara Schumacher  
ISOPUBLIC  
Switzerland



Nebil Belaam  
EMRHOD  
Tunisia



Pervin Olgun Barem  
Research  
Turkey



Cindy Kaminski  
Trig  
USA

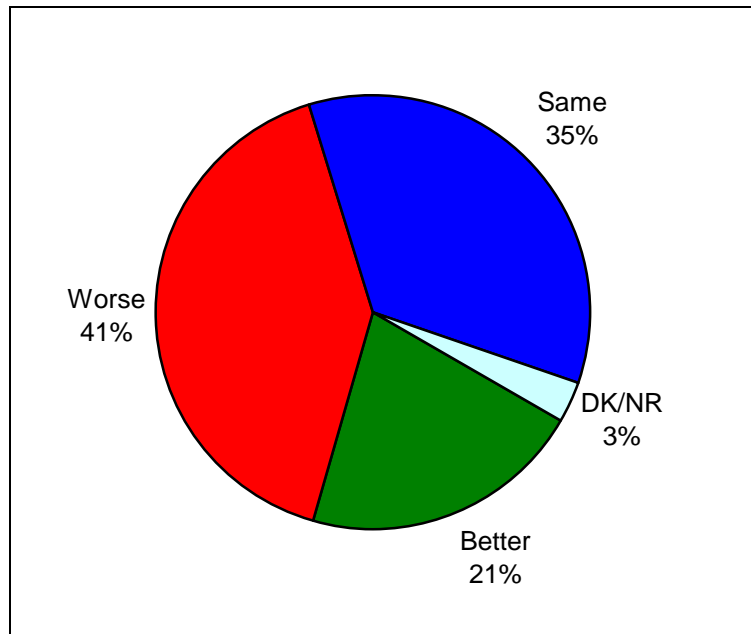


Beth Owen  
Indochina Research  
Vietnam



## Graph for Hope and Despair in Spain for Year 2011

Question: **So far as you are concerned do you think that 2012 will be better or worse than 2011?**



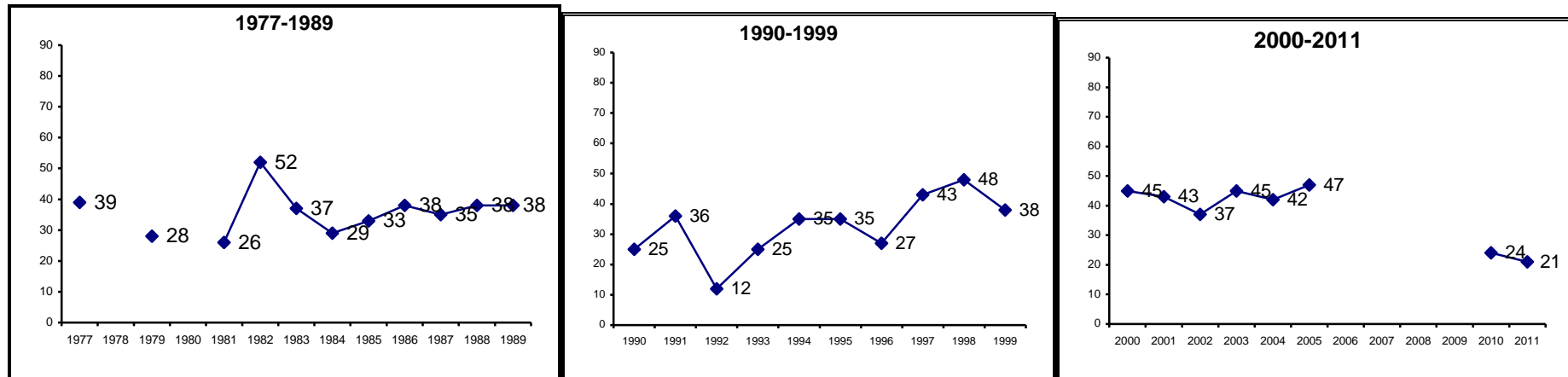
Source: Annual Global Barometer on Hope and Despair conducted by affiliates of WIN-Gallup International Association. See details on: [www.gallup.com.pk](http://www.gallup.com.pk), [www.gallup-international.com/](http://www.gallup-international.com/)

**(Note applicable for all tables ahead):** Rounding off to 100:  
When the total does not add up to 100, it is because of rounding off issues.



The trend of  
**Hope and Despair in Spain**  
(1977-2011)

**HOPE**



Note: Reported for all the years for which survey was carried out and data are available.

Year	1977	1979	1981	1982	1983	1984	1985	1986	1987	1988	1989	1990	1991	1992	1993	1994	1995	1996	1997	1998	1999
Hope	39	28	26	52	37	29	33	38	35	38	38	25	36	12	25	35	35	27	43	48	38

Year	2000	2001	2002	2003	2004	2005	2010	2011
Hope	45	43	37	45	42	47	24	21

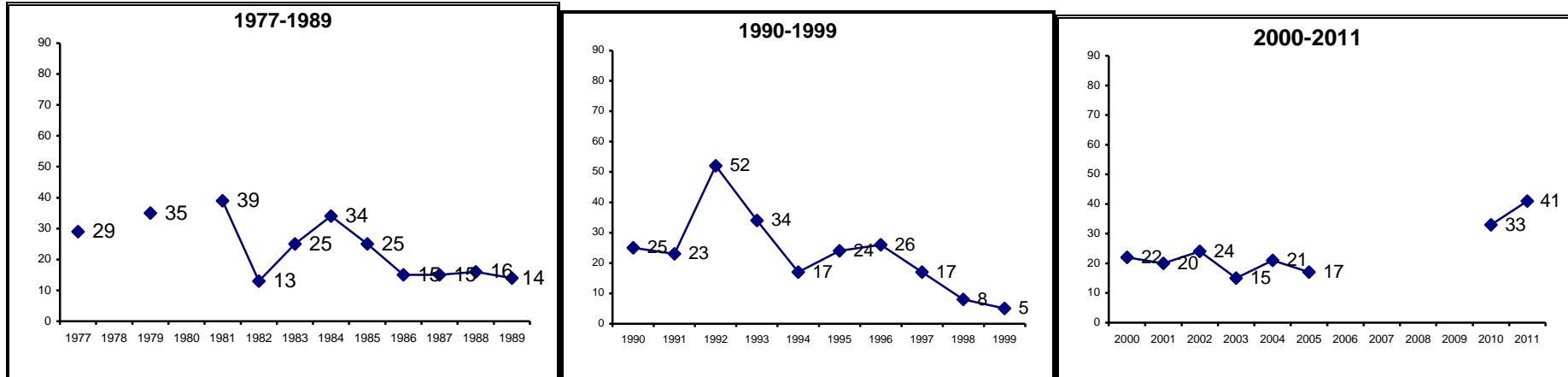
Source: Annual Global Barometer on Hope and Despair conducted by affiliates of WIN-Gallup International Association. See details on: [www.gallup.com.pk](http://www.gallup.com.pk), [www.gallup-international.com/](http://www.gallup-international.com/)





**Trend of Hope and Despair in Spain**  
1977-2011  
(for all years for which data are available)

# DESPAIR




Note: Reported for all the years for which survey was carried out and data are available.

Year	1977	1979	1981	1982	1983	1984	1985	1986	1987	1988	1989	1990	1991	1992	1993	1994	1995	1996	1997	1998	1999	<i>Percent of Respondents</i>	
<b>Despair</b>	29	35	39	13	25	34	25	15	15	16	14	25	23	52	34	17	24	26	17	8	5		

Year	2000	2001	2002	2003	2004	2005	2010	2011
<b>Despair</b>	22	20	24	15	21	17	33	41

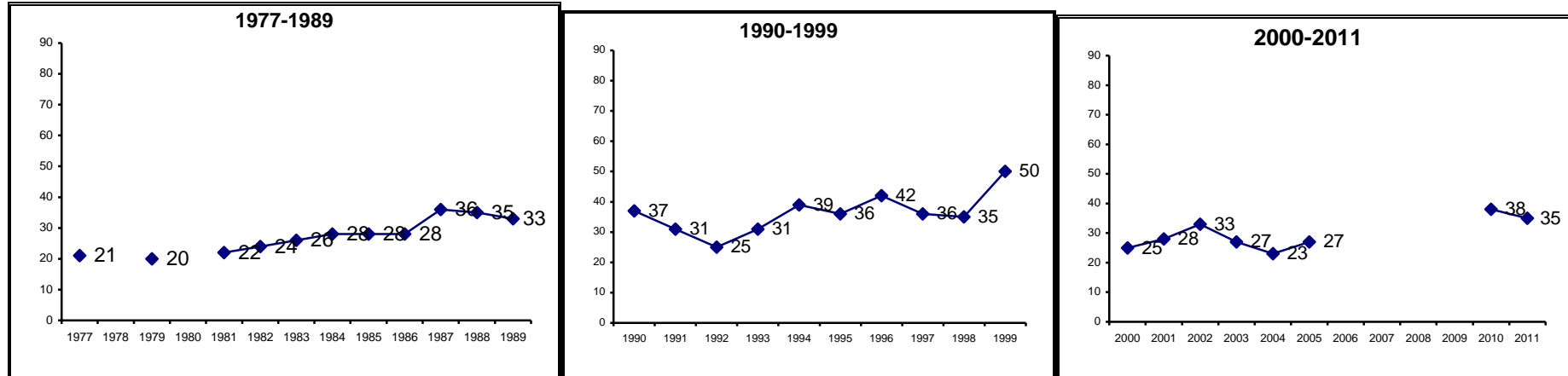
Source: Annual Global Barometer on Hope and Despair conducted by affiliates of WIN-Gallup International Association. See details on: [www.gallup.com.pk](http://www.gallup.com.pk), [www.gallup-international.com/](http://www.gallup-international.com/)





**Trend of Hope and Despair in Spain**  
1977-2011  
(for all years for which data are available)

**NO CHANGE**



Note: Reported for all the years for which survey was carried out and data are available.

Year	1977	1979	1981	1982	1983	1984	1985	1986	1987	1988	1989	1990	1991	1992	1993	1994	1995	1996	1997	1998	1999
No change	21	20	22	24	26	28	28	28	36	35	33	37	31	25	31	39	36	42	36	35	50

Year	2000	2001	2002	2003	2004	2005	2010	2011
No change	25	28	33	27	23	27	38	35

Source: Annual Global Barometer on Hope and Despair conducted by affiliates of WIN-Gallup International Association. See details on: [www.gallup.com.pk](http://www.gallup.com.pk), [www.gallup-international.com/](http://www.gallup-international.com/)





## Trend of Hope and Despair in Spain

1977-2011

(for all years for which data are available)

# Hope and Despair in Spain

Question: **So far as you are concerned do you think that 2012 will be better or worse than 2011?**

Percent of Respondents

Serial #	Year	Better (%)	Same (%)	Worse (%)	DK/NR (%)
1	1977	39	21	29	10
2	1979	28	20	35	16
3	1981	26	22	39	13
4	1982	52	24	13	10
5	1983	37	26	25	12
6	1984	29	28	34	9
7	1985	33	28	25	14
8	1986	38	28	15	19
9	1987	35	36	15	15
10	1988	38	35	16	12
11	1989	38	33	14	15
12	1990	25	37	25	13
13	1991	36	31	23	10
14	1992	12	25	52	11
15	1993	25	31	34	10
16	1994	35	39	17	9
17	1995	35	36	24	5
18	1996	27	42	26	5
19	1997	43	36	17	4
20	1998	48	35	8	9
21	1999	38	50	5	7
22	2000	45	25	22	8
23	2001	43	28	20	9
24	2002	37	33	24	6
25	2003	45	27	15	14
26	2004	42	23	21	14
27	2005	47	27	17	9
28	2010	24	38	33	5
29	2011	21	35	41	3

Source: Annual Global Barometer on Hope and Despair conducted by affiliates of WIN-Gallup International Association. See details on: [www.gallup.com.pk](http://www.gallup.com.pk), [www.gallup-international.com/](http://www.gallup-international.com/)





## Trend of Hope and Despair in Spain

1977-2011

(for all years for which data are available)

### Economic prosperity in Spain

Question: **Compared with this year, in your opinion, will next year be a year of economic prosperity, economic difficulty or remain the same?**

*Percent of Respondents*

Serial #	Years	Economic prosperity (%)	Remain the same (%)	Economic Difficulty (%)	DK/NR (%)
1	1977	12	20	56	12
2	1979	9	12	66	13
3	1981	9	24	58	9
4	1983	10	25	52	13
5	1997	36	41	17	6
6	1998	30	50	14	6
7	1999	32	46	14	8
8	2000	25	39	31	5
9	2001	20	36	40	4
10	2002	28	33	35	5
11	2003	22	43	23	12
12	2004	19	32	41	8
13	2005	24	39	33	4
14	2006	0	0	0	0
15	2010	13	36	48	3
16	2011	11	28	58	3

Source: Annual Global Barometer on Hope and Despair conducted by affiliates of WIN-Gallup International Association. See details on: [www.gallup.com.pk](http://www.gallup.com.pk), [www.gallup-international.com/](http://www.gallup-international.com/)





## Trend of Hope and Despair in Spain

1977-2011

(for all years for which data are available)

### Unemployment in Spain

Question: **In the next 12 months do you expect the number of unemployed in ... (YOUR COUNTRY) to increase a lot, to increase slightly, remain the same, fall slightly or fall a lot?**

*Percent of Respondents*

Serial #	Years	Increase a lot (%)	Increase slight (%)	Remain the same (%)	Fall Slight (%)	Fall a lot (%)	DK/NR (%)
1	1997	9	24	35	27	1	4
2	1998	3	17	28	39	5	8
3	1999	5	21	28	35	1	10
4	2000	6	25	33	28	3	5
5	2001	7	39	34	15	1	4
6	2002	9	34	33	14	0	10
7	2003	10	24	38	15	1	12
8	2004	11	31	26	19	3	10
9	2005	17	29	30	17	2	6
10	2006	0	0	0	0	0	0
11	2010	11	37	34	14	1	3

Source: Annual Global Barometer on Hope and Despair conducted by affiliates of WIN-Gallup International Association. See details on: [www.gallup.com.pk](http://www.gallup.com.pk), [www.gallup-international.com/](http://www.gallup-international.com/)





**Trend of Hope and Despair in Spain**  
1977-2011  
(for all years for which data are available)

## Employment in Spain

Question: **Are you now in paid employment - either full time or part time?**

*Percent of Respondents*

Serial #	Years	Full time (%)	Part time (%)	No (%)
1	1997	47	7	46
2	1998	35	6	59
3	1999	41	5	54
4	2000	41	11	48
5	2001	36	10	54
6	2002	45	10	45
7	2003	42	8	51
8	2004	41	8	51
9	2005	42	9	49
10	2006	0	0	0
11	2010	47	9	44

Source: Annual Global Barometer on Hope and Despair conducted by affiliates of WIN-Gallup International Association. See details on: [www.gallup.com.pk](http://www.gallup.com.pk), [www.gallup-international.com/](http://www.gallup-international.com/)





## Trend of Hope and Despair in Spain

1977-2011

(for all years for which data are available)

### Job security in Spain

Question: **Do you think your present job is safe, or do you think there's a chance you may become unemployed?**

*Percent of Respondents*

Serial #	Years	Present job safe (%)	Chance of unemployment (%)	DK/NR (%)
1	1997	59	35	6
2	1998	64	34	2
3	1999	66	33	1
4	2000	63	34	3
5	2001	70	28	2
6	2002	65	32	4
7	2003	68	31	1
8	2004	69	28	3
9	2005	70	27	3
10	2006	0	0	0
11	2010	55	38	7

Source: Annual Global Barometer on Hope and Despair conducted by affiliates of WIN-Gallup International Association. See details on: [www.gallup.com.pk](http://www.gallup.com.pk), [www.gallup-international.com/](http://www.gallup-international.com/)





## Trend of Hope and Despair in Spain

1977-2011

(for all years for which data are available)

### Ease of Job in Spain

Question: **If you became unemployed, do you think you'd be able to find a new job fairly quickly, or do you think it might take longer?**

*Percent of Respondents*

Serial #	Years	New job quickly (%)	May take longer (%)	Wouldn't look (%)	DK/NR (%)
1	1997	21	64	2	13
2	1998	35	58	3	4
3	1999	47	46	4	3
4	2000	44	46	4	6
5	2001	46	42	5	7
6	2002	39	55	1	6
7	2003	39	54	1	7
8	2004	39	47	4	10
9	2005	40	48	3	9
10	2006	0	0	0	0
11	2010	22	64	.	14

Source: Annual Global Barometer on Hope and Despair conducted by affiliates of WIN-Gallup International Association. See details on: [www.gallup.com.pk](http://www.gallup.com.pk), [www.gallup-international.com/](http://www.gallup-international.com/)





Celebrating 34 years of The World's Leading Global Barometer (1977-2011)

For more details :

Rushna Shahid  
Assisting Gallup International  
Opinion Research Group  
Tele: +92-51-2655630  
Fax : +92-51-2655632  
Email: rushna.shahid@gallup.com.pk

Irene Zuettel  
Gallup International  
Zurich  
Tele: +41 (0) 44 806 6650  
Fax : +41 (0) 44 806 6660  
Email:jirene.zuettel@gallup-international.com

**Disclaimer:** Gallup International Association is not related to Gallup Inc., headquartered in Washington D.C which is no longer a member of Gallup International Association. Gallup International Association does not accept responsibility for opinion polling other than its own. For further details see website: [www.Gallup-international.com](http://www.Gallup-international.com)