



Prepared on
December 31, 2011

Global Barometer on Hope and Despair

Macandonia

Trend data: 1977-2011

(for all years for which data are available)

Volume 2: Country Report Series



Courtesy:

The preparation of this Report and compilation of the trend data (1977-2011) has been done with the courtesy of Gallup Pakistan (www.gallup.com.pk) and Gilani Research Foundation (www.gilanifoundation.com) as a public service for members of Gallup International Association. For any further details please contact: Rushna.Shahid@gallup.com.pk

Disclaimer: Gallup International Association or its members are not related to Gallup Inc., headquartered in Washington D.C which is no longer a member of Gallup International Association. Gallup International Association does not accept responsibility for opinion polling other than its own. We require that our surveys be credited fully as Gallup International (not Gallup or Gallup Poll). For further details see website: www.Gallup-international.com



FOREWORD

The World's First and the Leading Global Barometer

The Global Barometer of Hope and Despair, conducted on the eve of every new year since 1977, happens to be the world's first Global Barometer. It was initiated and led by the renowned pollster Dr. George Gallup in that year and has since been conducted annually by research institutes affiliated with Gallup International and other associated research institutions. In 2011 we will be celebrating 34 years of its success.

In 1977 the world was still a stranger to modern computing machines on everyone's desk. It was a world in which the old Main Frame computers were available to the fortunate. Others performed their tasks in more primitive ways. The mode of communication was the Post Office supplemented by what was known as the "Telegraph and Telex Machine". Despite these limitations, the first Global Barometer was conducted by 22 Gallup International Association members across the globe. They included all the G7 countries as well as key countries from all continents. The number of countries has since risen considerably and the survey now covers a highly representative sample of global population. In 2011 the survey covers 58 countries from all parts of Asia, Africa, Latin America and Australasia.

Considering that the Global Barometer was initiated in 1977 under conditions which would now seem primitive by way of international communications as well as information technology, the archives of the Global Barometer were not in a position to present trend data in usable form. It has taken some effort to construct time series data.

It was a proud privilege for Gallup Pakistan to have accomplished that task in 2010. Despite being relatively limited in its scope, the trend data information is now usable and amendable to updation. It has been updated for the latest year (EOY: 2011)

In the covers of these pages you will find a simple computation of the top lines of country data for all years when the survey was conducted in that country. We hope that we will further refine these Reports, in due course of time.

We would particularly like to thank the team at Gallup Pakistan as well as Ms. Armida Wagman at the Gallup International Secretariat who in 2010 helped compile the trend data for the first 33 years of the series. We very much hope that with the active support of the Expert Group on Opinion Research (details on the Blog of the Group) at WIN-Gallup International we will be able to further pursue this task.

Jean-Marc Leger
President WIN-Gallup International
and

Dr. Ijaz Shafi Gilani
Chair, Expert Group on Opinion Research
WIN-Gallup International (gilani@gallup.com.pk)
December 20, 2011





**WIN-Gallup International Team of
 END OF YEAR SURVEY: 2011**

OPINION RESEARCH GROUP

1- Panel of Experts



Matthew Warshaw
Afghanistan



Helio Gastaldi
Brazil



Dave Scholz
Canada



Celine Bracq
France



Inahiro Suzuki
Japan



Margit Cleveland
Kenya



Elida Medarovska
Macedonia



John Smurthwaite
Malaysia



Natalia Ivanisheva
Russia



Carlos Clavero
Spain

2- Research Team for EOY 2011 (Gallup Pakistan)



Manzer Ehsan



Hammad Irshad



Tahmina Shoab

3- Project Managers



Sara Salam
Pakistan



Rushna Shahid
Pakistan



Klaus-Peter Schoeppner
Germany



Dr. Ijaz Shafi Gilani
Pakistan

5- President WIN-GIA



Jean-March Langer
Canada





Trend of Hope and Despair in Macedonia
1977-2011
(for all years for which data are available)

6- Global Research Team


(In alphabetical order of Country Name)

Name/Company/Country	Picture	Name/Company/Country	Picture
Assem Blagoev ACSOR-Surveys Afghanistan		Gerardo Tuñón Corti IBOPE Inteligencia Argentina	
Aram Navasardyan MPG LLC Armenia		Bianca Mazzaferro Colmar Brunton Australia	
Ingrid Lusk Osterreichisches Gallup-Institute Austria		Ashraf Hajjiyev SIAR Media Azerbaijan	
Marc Dumoulin Dedicated Research Belgium		Aida Hadziavdic-Begovic Mareco Index Bosnia	
Laure IBOPE Inteligencia Brazil		Mila Grigorova BBSS Bulgaria	
Arnould Zeufack RMS Cameroon Cameroon		Sarah Weill Leger Marketing Canada	
Zhou Xin CRC-Research China		Jan Trojacek MARECO Praha Czech Republic	
Cristina Querubin Centro Nacional de Consultoria Colombia		Roger Elsted DMA/ Research Denmark	
Dr. Sherine Zakama Rada Research & Public Relations Co. Egypt		Carlos A. Cordova Cedatos Ecuador	
Tim Wilson Tebbutt Research Fiji Islands		Jari Pajunen Taloustutkimus Oy Finland	
Celine Bracq BVA France		Merab Pachulia GORBI Georgia	
Johannes Huxoll TNS Emnid Germany		Femi Laoye RMSI Ghana Ghana	
Christy Szeto Consumer Search Group Hong Kong		Celine Bracq BVA France	
Vilborg Helga Hardardottir Capacent Iceland Iceland		Yashwant Deshmukh C Voter India	
Dr. Munqih Dagher IIACSS Iraq		Sinead Mooney Red C Research and Marketing Ireland	
Paolo Colombo DOXA Italy			





Trend of Hope and Despair in Macedonia
1977-2011
(for all years for which data are available)



Hisako Kumada
Nippon Research
Center (NRC)
Japan



Hyunjeong Jung
Gallup Korea
Korea



Selim Saad
REACH
Lebanon



Inga Nausėdiene
UAB RAIT
Lithuania



Ivana Todevska
BRIMA
Macedonia



Christian Batte
BJ Group
Morocco



Imre van Rooijen
Market Response
Netherlands



Josiah Kimanzi
RMS Nigeria
Nigeria




Fatima Idrees
Gallup Pakistan
Pakistan




Dr. Nabil Kukali
Palestine



Gustavo Yrala
DATUM international
Peru



Lawrence A. Dugan
Asia Research
Organization
Philippines



Olga Wiatr
MARECO Polska
Poland



Marius Bobi
TNS CSOP
Romania



Natalia Lvanisheva
ROMIR
Russian Federation



Mohammad M. Aayed
PARC
Saudi Arabia



Sladjana Brakus
TNS Medium Gallup
Serbia



Patson Gasura
Topline Research
Solution
South Africa



Luciano Miguel
Instituto DYM, S.A
Spain



Dr. Johan Lilliecreutz
CMA Research
Sweden



Barbara Schumacher
ISOPUBLIC
Switzerland



Nebil Belaam
EMRHOD
Tunisia



Pervin Olgun Barem
Research
Turkey



Cindy Kaminski
Trig
USA

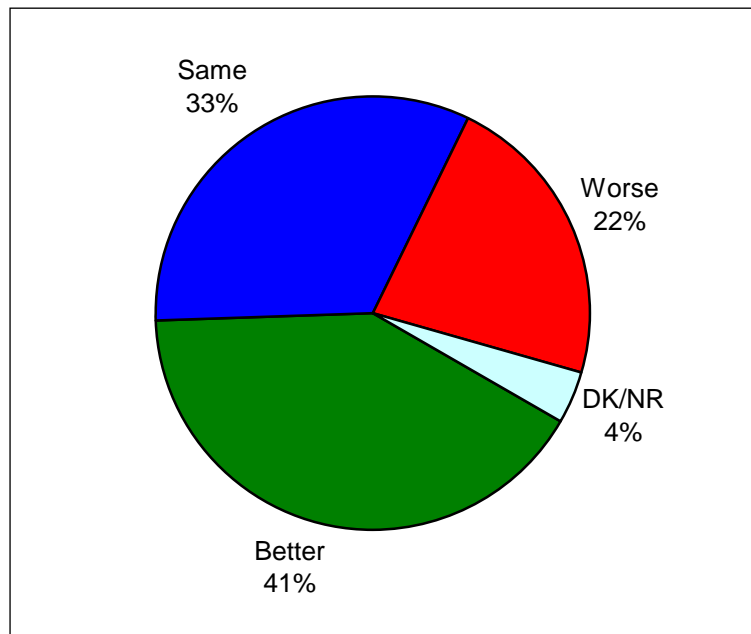


Beth Owen
Indochina Research
Vietnam



Graph for Hope and Despair in Macedonia for Year 2011

Question: **So far as you are concerned do you think that 2012 will be better or worse than 2011?**



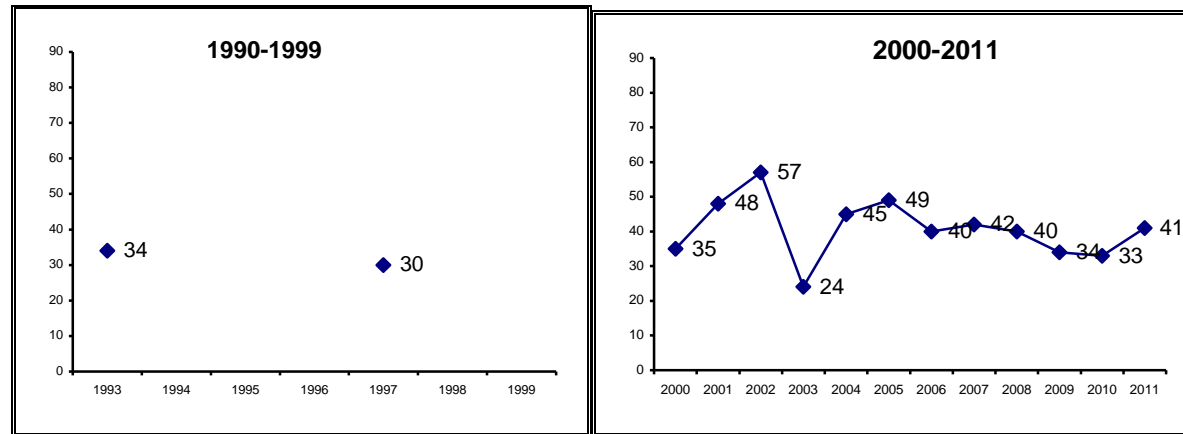
Source: Annual Global Barometer on Hope and Despair conducted by affiliates of WIN-Gallup International Association. See details on: www.gallup.com.pk, www.gallup-international.com/

(Note applicable for all tables ahead): Rounding off to 100:
When the total does not add up to 100, it is because of rounding off issues.



The trend of
Hope and Despair in Macedonia
(1993-2011)

HOPE



Note: Reported for all the years for which survey was carried out and data are available.

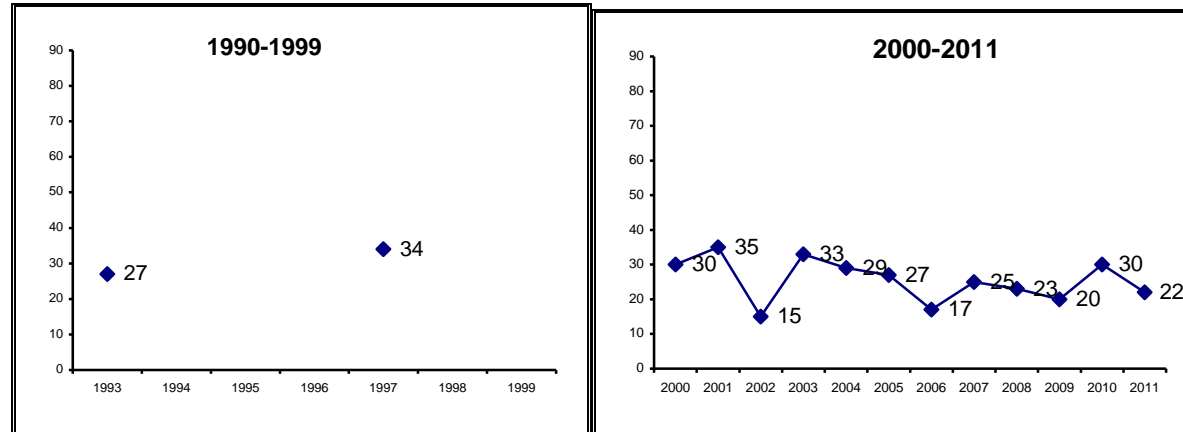
	Percent of Respondents													
Year	1993	1997	2000	2001	2002	2003	2004	2005	2006	2007	2008	2009	2010	2011
Hope	34	30	35	48	57	24	45	49	40	42	40	34	33	41

Source: Annual Global Barometer on Hope and Despair conducted by affiliates of WIN-Gallup International Association. See details on: www.gallup.com.pk, www.gallup-international.com/



Trend of Hope and Despair in Macedonia
1977-2011
(for all years for which data are available)

DESPAIR



Note: Reported for all the years for which survey was carried out and data are available.

	Percent of Respondents													
Year	1993	1997	2000	2001	2002	2003	2004	2005	2006	2007	2008	2009	2010	2011
Despair	27	34	30	35	15	33	29	27	17	25	23	20	30	22

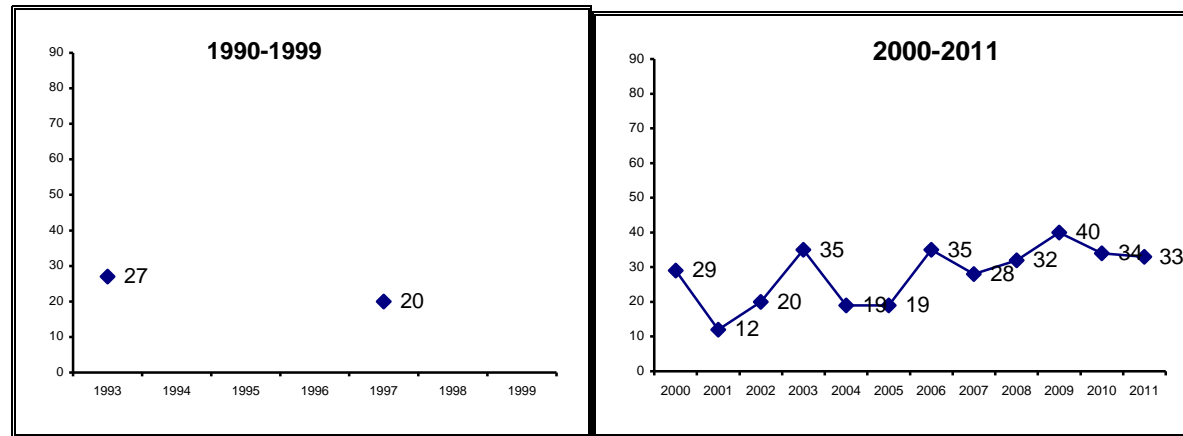
Source: Annual Global Barometer on Hope and Despair conducted by affiliates of WIN-Gallup International Association. See details on: www.gallup.com.pk, www.gallup-international.com/





Trend of Hope and Despair in Macedonia
1977-2011
(for all years for which data are available)

NO CHANGE




Note: Reported for all the years for which survey was carried out and data are available.

Year	1993	1997	2000	2001	2002	2003	2004	2005	2006	2007	2008	2009	2010	2011
Despair	27	20	29	12	20	35	19	19	35	28	32	40	34	33

Percent of Respondents

Source: Annual Global Barometer on Hope and Despair conducted by affiliates of WIN-Gallup International Association. See details on: www.gallup.com.pk, www.gallup-international.com/






Hope and Despair in Macedonia

Question: **So far as you are concerned do you think that 2012 will be better or worse than 2011?**

Percent of Respondents

Serial #	Year	Better	Same	Worse	DK/NR
1	1993	34	27	27	12
2	1997	30	20	34	16
3	2000	35	29	30	6
4	2001	48	12	24	6
5	2002	57	20	15	8
6	2003	24	35	33	9
7	2004	45	19	29	8
8	2005	49	19	27	6
9	2006	40	35	17	9
10	2007	42	28	25	5
11	2008	40	32	23	5
12	2009	34	40	20	6
13	2010	33	34	30	2
14	2011	41	33	22	4

Source: Annual Global Barometer on Hope and Despair conducted by affiliates of WIN-Gallup International Association. See details on: www.gallup.com.pk, www.gallup-international.com/





Economic prosperity in Macedonia

Question: **Compared with this year, in your opinion, will next year be a year of economic prosperity, economic difficulty or remain the same?**

Percent of Respondents

Serial #	Years	Economic prosperity	Remain the same	Economic Difficulty	DK/NR
1	1997	23	29	32	16
2	2001	28	19	48	6
3	2002	35	28	30	7
4	2003	18	39	37	8
5	2004	26	23	36	15
6	2005	34	27	32	8
7	2006	34	36	20	10
8	2007	33	36	27	5
9	2008	27	38	31	4
10	2009	25	45	24	5
11	2010	21	42	34	4
12	2011	25	42	29	4

Source: Annual Global Barometer on Hope and Despair conducted by affiliates of WIN-Gallup International Association. See details on: www.gallup.com.pk, www.gallup-international.com/



Unemployment in Macedonia

Question: **In the next 12 months do you expect the number of unemployed in ... (YOUR COUNTRY) to increase a lot, to increase slightly, remain the same, fall slightly or fall a lot?**

Percent of Respondents

Serial #	Years	Increase a lot	Increase slight	Remain the same	Fall Slight	Fall a lot	DK/NR
1	1997	23	23	20	13	2	19
2	2001	30	24	18	21	4	3
3	2002	7	23	27	26	9	8
4	2003	30	27	19	13	3	7
5	2004	20	32	16	21	3	8
6	2005	18	28	21	24	5	4
7	2006	14	23	25	29	5	4
8	2007	12	25	31	25	4	3
9	2008	15	25	28	23	4	4
10	2009	17	24	26	21	7	6
11	2010	21	24	27	21	3	4

Source: Annual Global Barometer on Hope and Despair conducted by affiliates of WIN-Gallup International Association. See details on: www.gallup.com.pk, www.gallup-international.com/



Trend of Hope and Despair in Macedonia
1977-2011
(for all years for which data are available)

Employment in Macedonia

Question: **Are you now in paid employment - either full time or part time?**

Percent of Respondents

Serial #	Years	Full time	Part time	No
1	1997	39	3	58
2	2001	33	3	64
3	2002	33	2	65
4	2003	32	2	66
5	2004	36	2	63
6	2005	35	2	64
7	2006	30	2	68
8	2007	31	3	66
9	2008	29	3	68
10	2009	29	4	67
11	2010	27	3	70

Source: Annual Global Barometer on Hope and Despair conducted by affiliates of WIN-Gallup International Association. See details on: www.gallup.com.pk, www.gallup-international.com/



Job security in Macedonia

Question: **Do you think your present job is safe, or do you think there's a chance you may become unemployed?**

Percent of Respondents

Serial #	Years	Present job safe	Chance of unemployment	DK/NR
1	1997	36	57	7
2	2001	43	50	7
3	2002	45	50	5
4	2003	46	48	7
5	2004	52	44	4
6	2005	49	45	6
7	2006	50	46	4
8	2007	52	42	7
9	2008	48	42	10
10	2009	44	46	10
11	2010	47	49	4

Source: Annual Global Barometer on Hope and Despair conducted by affiliates of WIN-Gallup International Association. See details on: www.gallup.com.pk, www.gallup-international.com/



Ease of Job in Macedonia

Question: **If you became unemployed, do you think you'd be able to find a new job fairly quickly, or do you think it might take longer?**

Percent of Respondents

Serial #	Years	New job quickly	May take longer	Wouldn't look	DK/NR
1	1997	17	59	5	19
2	2001	20	61	4	16
3	2002	22	61	1	16
4	2003	17	64	4	15
5	2004	26	59	4	11
6	2005	21	61	6	11
7	2006	17	64	8	11
8	2007	19	61	5	16
9	2008	22	53	8	17
10	2009	20	55	7	18
11	2010	21	63	7	9

Source: Annual Global Barometer on Hope and Despair conducted by affiliates of WIN-Gallup International Association. See details on: www.gallup.com.pk, www.gallup-international.com/



Celebrating 34 years of The World's Leading Global Barometer (1977-2011)

For more details :

Rushna Shahid
Assisting Gallup International
Opinion Research Group
Tele: +92-51-2655630
Fax : +92-51-2655632
Email: rushna.shahid@gallup.com.pk

Irene Zuettel
Gallup International
Zurich
Tele: +41 (0) 44 806 6650
Fax : +41 (0) 44 806 6660
Email:jirene.zuettel@gallup-international.com

Disclaimer: Gallup International Association is not related to Gallup Inc., headquartered in Washington D.C which is no longer a member of Gallup International Association. Gallup International Association does not accept responsibility for opinion polling other than its own. For further details see website: www.Gallup-international.com