



Prepared on
December 31, 2011

Global Barometer on Hope and Despair

Ireland

Trend data: 1980-2011

(for all years for which data are available)

Volume 2: Country Report Series



Celebrating 34 years of The World's Leading Global Barometer (1977-2011)

Courtesy:

The preparation of this Report and compilation of the trend data (1977-2011) has been done with the courtesy of Gallup Pakistan (www.gallup.com.pk) and Gilani Research Foundation (www.gilanifoundation.com) as a public service for members of Gallup International Association. For any further details please contact: Rushna.Shahid@gallup.com.pk

Disclaimer: Gallup International Association or its members are not related to Gallup Inc., headquartered in Washington D.C which is no longer a member of Gallup International Association. Gallup International Association does not accept responsibility for opinion polling other than its own. We require that our surveys be credited fully as Gallup International (not Gallup or Gallup Poll). For further details see website: www.Gallup-international.com



FOREWORD

The World's First and the Leading Global Barometer

The Global Barometer of Hope and Despair, conducted on the eve of every new year since 1977, happens to be the world's first Global Barometer. It was initiated and led by the renowned pollster Dr. George Gallup in that year and has since been conducted annually by research institutes affiliated with Gallup International and other associated research institutions. In 2011 we will be celebrating 34 years of its success.

In 1977 the world was still a stranger to modern computing machines on everyone's desk. It was a world in which the old Main Frame computers were available to the fortunate. Others performed their tasks in more primitive ways. The mode of communication was the Post Office supplemented by what was known as the "Telegraph and Telex Machine". Despite these limitations, the first Global Barometer was conducted by 22 Gallup International Association members across the globe. They included all the G7 countries as well as key countries from all continents. The number of countries has since risen considerably and the survey now covers a highly representative sample of global population. In 2011 the survey covers 58 countries from all parts of Asia, Africa, Latin America and Australasia.

Considering that the Global Barometer was initiated in 1977 under conditions which would now seem primitive by way of international communications as well as information technology, the archives of the Global Barometer were not in a position to present trend data in usable form. It has taken some effort to construct time series data.

It was a proud privilege for Gallup Pakistan to have accomplished that task in 2010. Despite being relatively limited in its scope, the trend data information is now usable and amendable to updatation. It has been updated for the latest year (EOY: 2011)

In the covers of these pages you will find a simple computation of the top lines of country data for all years when the survey was conducted in that country. We hope that we will further refine these Reports, in due course of time.

We would particularly like to thank the team at Gallup Pakistan as well as Ms. Armida Wagman at the Gallup International Secretariat who in 2010 helped compile the trend data for the first 33 years of the series. We very much hope that with the active support of the Expert Group on Opinion Research (details on the Blog of the Group) at WIN-Gallup International we will be able to further pursue this task.

Jean-Marc Leger
President WIN-Gallup International
and

Dr. Ijaz Shafi Gilani
Chair, Expert Group on Opinion Research
WIN-Gallup International (gilani@gallup.com.pk)
December 20, 2011





Trend of Hope and Despair in Ireland
1980-2011
(for all years for which data are available)

**WIN-Gallup International Team of
END OF YEAR SURVEY: 2011**

OPINION RESEARCH GROUP

1- Panel of Experts



Matthew Warshaw
Afghanistan



Helio Gastaldi
Brazil



Dave Scholz
Canada



Celine Bracq
France



Inahiro Suzuki
Japan



Margit Cleveland
Kenya



Elida Medarovska
Macedonia



John Smurthwaite
Malaysia



Natalia Ivanisheva
Russia



Carlos Clavero
Spain

2- Research Team for EOY 2011 (Gallup Pakistan)



Manzer Ehsan



Hammad Irshad



Tahmina Shoab

3- Project Managers



Sara Salam
Pakistan



Rushna Shahid
Pakistan

4- Team Head



Klaus-Peter Schoeppner
Germany



Dr. Ijaz Shafi Gilani
Pakistan

5- President WIN-GIA



Jean-March Langer
Canada






Trend of Hope and Despair in Ireland
 1980-2011
 (for all years for which data are available)

6- Global Research Team


(In alphabetical order of Country Name)

Name/Company/Country	Picture	Name/Company/Country	Picture
Assen Blagoev ACSOR-Surveys Afghanistan		Aram Navasardyan MPG LLC Armenia	
Gerardo Tuñón Corti IBOPE Inteligência Argentina		Bianca Mazzaferro Colmar Brunton Australia	
Marc Dumoulin Dedicated Research Belgium		Ingrid Lusk Osterreichisches Gallup-Institute Austria	
Aida Hadziavdic-Begovic Mareco Index Bosnia		Ashraf Hajiye SIAR Media Azerbaijan	
Laure IBOPE Inteligência Brazil		Mila Grigorova BBSS Bulgaria	
Zhou Xin CRC-Research China		Arnauld Zeufack RMS Cameroon Cameroon	
Cristina Querubin Centro Nacional de Consultoria Colombia		Sarah Weill Leger Marketing Canada	
Jan Trojacek MARECO Praha Czech Republic		* Roger Elsted DMA/ Research Denmark	
Tim Wilson Tebbutt Research Fiji Islands		Carlos A. Cordova Cedatos Ecuador	
Jari Pajunen Taloustutkimus Oy Finland		Dr. Sherine Zakama Rada Research & Public Relations Co. Egypt	
Celine Bracq BVA France		* Johannes Huxoll TNS Emnid Germany	
Christy Szeto Consumer Search Group Hong Kong		Femi Laoye RMSI Ghana Ghana	
Yashwant Deshmukh C Voter India		Merab Pachulia GORBI Georgia	
Vilborg Helga Hardardottir Capacent Iceland Iceland		* Johannes Huxoll TNS Emnid Germany	
Dr. Munqijh Dagher IIACSS Iraq		Sinead Mooney Red C Research and Marketing Ireland	
Paolo Colombo DOXA Italy		Yashwant Deshmukh C Voter India	





Trend of Hope and Despair in Ireland
1980-2011
(for all years for which data are available)



Hisako Kumada
Nippon Research
Center (NRC)
Japan



Hyunjeong Jung
Gallup Korea
Korea



Selim Saad
REACH
Lebanon



Inga Nausediene
UAB RAIT
Lithuania



Ivana Todevska
BRIMA
Macedonia



Christian Batte
BJ Group
Morocco



Imre van Rooijen
Market Response
Netherlands



Josiah Kimanzi
RMS Nigeria
Nigeria




Fatima Idrees
Gallup Pakistan
Pakistan




Dr. Nabil Kukali
Palestine



Gustavo Yrala
DATUM international
Peru



Lawrence A. Dugan
Asia Research
Organization
Philippines



Olga Wiatr
MARECO Polska
Poland



Marius Bobi
TNS CSOP
Romania



Natalia Lvanisheva
ROMIR
Russian Federation



Mohammad M.Aayed
PARC
Saudi Arabia



Sladjana Brakus
TNS Medium Gallup
Serbia



Patson Gasura
Topline Research
Solution
South Africa



Luciano Miguel
Instituto DYM, S.A
Spain



Dr. Johan Lilliecreutz
CMA Research
Sweden



Barbara Schumacher
ISOPUBLIC
Switzerland



Nebil Belaam
EMRHOD
Tunisia



Pervin Olgun Barem
Research
Turkey



Cindy Kaminski
Trig
USA

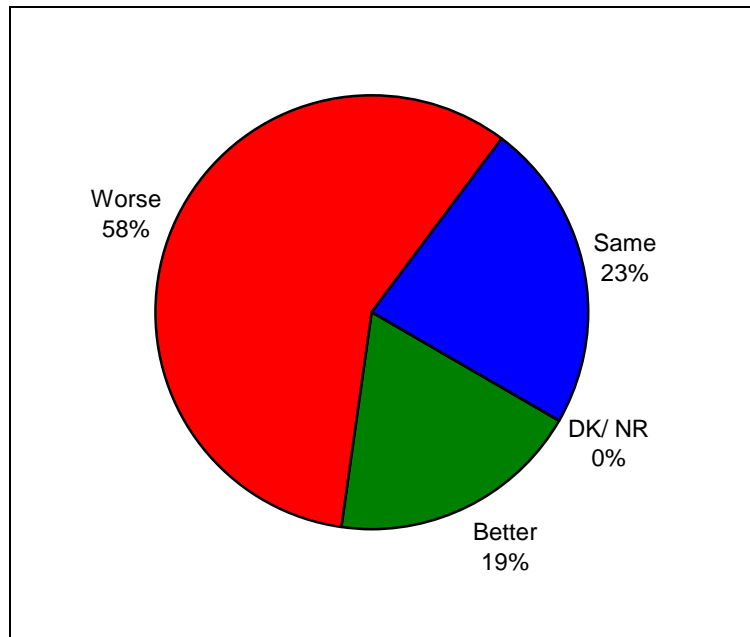


Beth Owen
Indochina Research
Vietnam



Graph for Hope and Despair in Ireland for Year 2011

Question: **So far as you are concerned do you think that 2012 will be better or worse than 2011?**



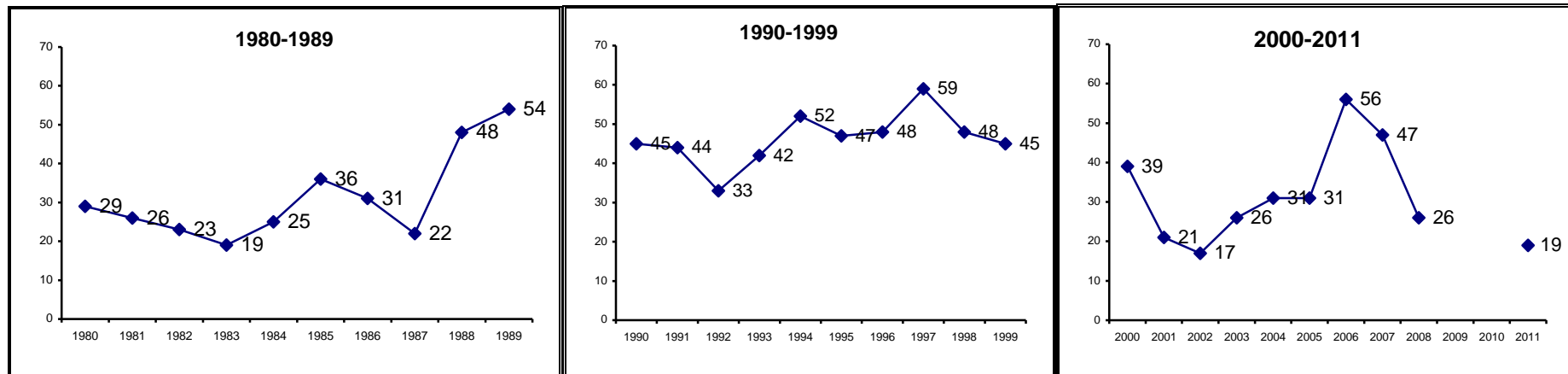
Source: Annual Global Barometer on Hope and Despair conducted by affiliates of WIN-Gallup International Association. See details on: www.gallup.com.pk, www.gallup-international.com/

(Note applicable for all tables ahead): Rounding off to 100:
When the total does not add up to 100, it is because of rounding off issues.



The trend of
Hope and Despair in Ireland
(1980-2011)

HOPE



Note: Reported for all the years for which survey was carried out and data are available.

Year	1980	1981	1982	1983	1984	1985	1986	1987	1988	1989	1990	1991	1992	1993	1994	1995	1996	1997	1998	1999
Hope	29	26	23	19	25	36	31	22	48	54	45	44	33	42	52	47	48	59	48	45

Percent of Respondents

Year	2000	2001	2002	2003	2004	2005	2006	2007	2008	2011
Hope	39	21	17	26	31	31	56	47	26	19

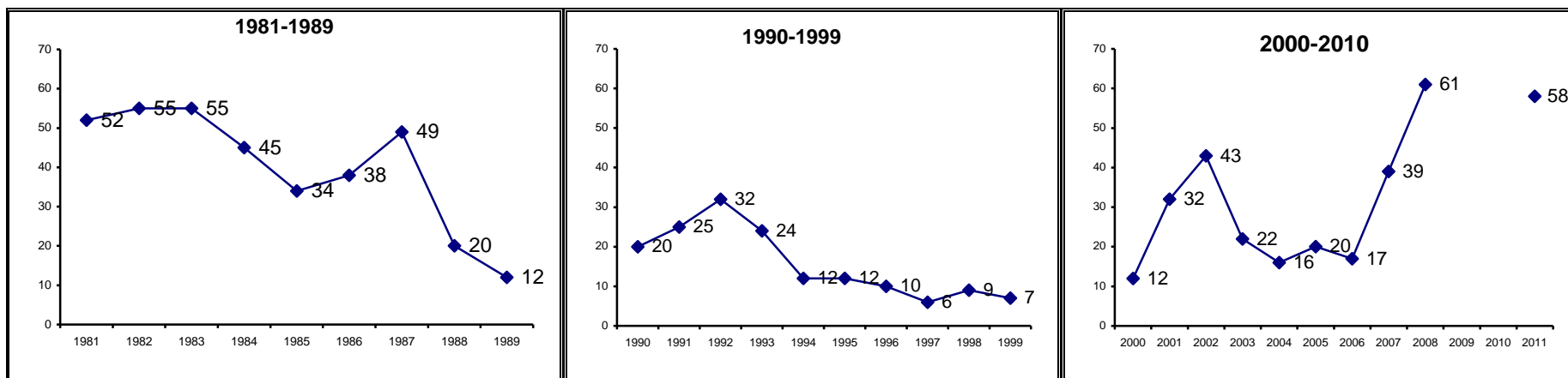
Source: Annual Global Barometer on Hope and Despair conducted by affiliates of WIN-Gallup International Association. See details on: www.gallup.com.pk, www.gallup-international.com/





Trend of Hope and Despair in Ireland
1980-2011
(for all years for which data are available)

DESPAIR



Note: Reported for all the years for which survey was carried out and data are available.

Year	1981	1982	1983	1984	1985	1986	1987	1988	1989	1990	1991	1992	1993	1994	1995	1996	1997	1998	1999	Percent of Respondents
Despair	52	55	55	45	34	38	49	20	12	20	25	32	24	12	12	10	6	9	7	

Year	2000	2001	2002	2003	2004	2005	2006	2007	2008	2011
Despair	12	32	43	22	16	20	17	39	61	58

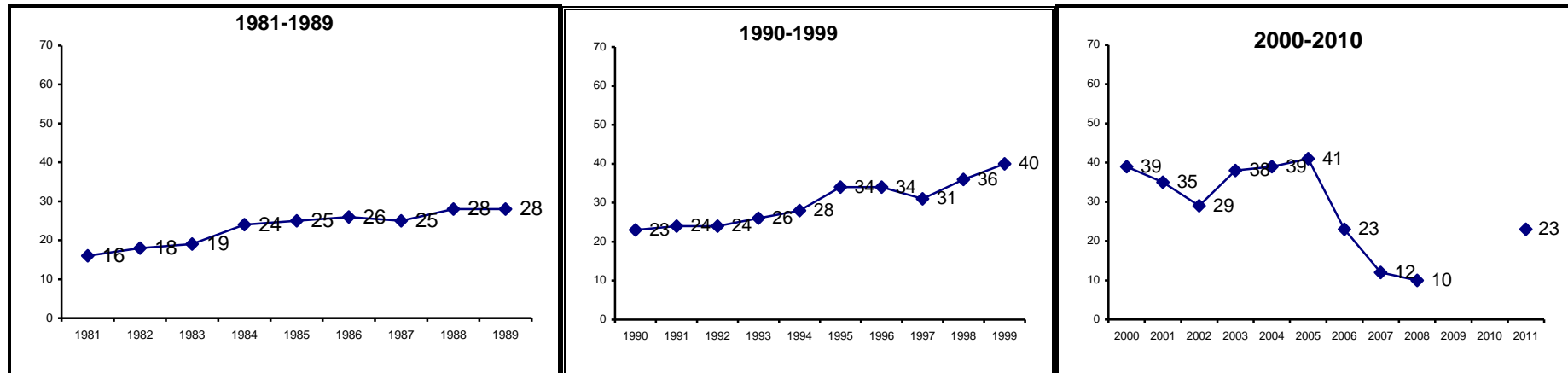
Source: Annual Global Barometer on Hope and Despair conducted by affiliates of WIN-Gallup International Association. See details on: www.gallup.com.pk, www.gallup-international.com/





Trend of Hope and Despair in Ireland
1980-2011
(for all years for which data are available)

NO CHANGE




Note: Reported for all the years for which survey was carried out and data are available.

Percent of Respondents

Year	1981	1982	1983	1984	1985	1986	1987	1988	1989	1990	1991	1992	1993	1994	1995	1996	1997	1998	1999
No change	16	18	19	24	25	26	25	28	28	23	24	24	26	28	34	34	31	36	40

Year	2000	2001	2002	2003	2004	2005	2006	2007	2008	2011
No change	39	35	29	38	39	41	23	12	10	23

Source: Annual Global Barometer on Hope and Despair conducted by affiliates of WIN-Gallup International Association. See details on: www.gallup.com.pk, www.gallup-international.com/





Trend of Hope and Despair in Ireland
1980-2011
(for all years for which data are available)

Hope and Despair in Ireland

Question: **So far as you are concerned do you think that 2012 will be better or worse than 2011?**

Percent of Respondents

Serial #	Year	Better	Same	Worse	DK/NR
1	1980	29	19	48	4
2	1981	26	16	52	6
3	1982	23	18	55	7
4	1983	19	19	55	4
5	1984	25	24	45	6
6	1985	36	25	34	5
7	1986	31	26	38	5
8	1987	22	25	49	4
9	1988	48	28	20	4
10	1989	54	28	12	6
11	1990	45	23	20	12
12	1991	44	24	25	7
13	1992	33	24	32	11
14	1993	42	26	24	8
15	1994	52	28	12	8
16	1995	47	34	12	7
17	1996	48	34	10	8
18	1997	59	31	6	4
19	1998	48	36	9	7
20	1999	45	40	7	8
21	2000	39	39	12	10
22	2001	21	35	32	12
23	2002	17	29	43	11
24	2003	26	38	22	14
25	2004	31	39	16	14
26	2005	31	41	20	8
27	2006	56	23	17	4
28	2007	47	12	39	3
29	2008	26	10	61	3
30	2011	19	23	58	0

Source: Annual Global Barometer on Hope and Despair conducted by affiliates of WIN-Gallup International Association. See details on: www.gallup.com.pk, www.gallup-international.com/





Trend of Hope and Despair in Ireland
1980-2011
(for all years for which data are available)


Economic prosperity in Ireland

Question: **Compared with this year, in your opinion, will next year be a year of economic prosperity, economic difficulty or remain the same?**

Percent of Respondents

Serial #	Years	Economic prosperity	Remain the same	Economic Difficulty	DK/NR
1	1980	8	25	62	5
2	1981	7	24	64	5
3	1997	44	45	5	
4	1998	29	50	14	7
5	1999	39	47	7	7
6	2000	26	48	17	9
7	2001	7	36	48	9
8	2002	4	30	57	9
9	2003	14	41	32	13
10	2004	22	48	15	15
11	2005	24	47	20	9
12	2006	23	64	12	1
13	2007	7	46	47	0
14	2008	5	20	74	1
15	2011	6	20	74	0

Source: Annual Global Barometer on Hope and Despair conducted by affiliates of WIN-Gallup International Association. See details on: www.gallup.com.pk, www.gallup-international.com/





Unemployment in Ireland

Question: **In the next 12 months do you expect the number of unemployed in ... (YOUR COUNTRY) to increase a lot, to increase slightly, remain the same, fall slightly or fall a lot?**

Percent of Respondents

Serial #	Years	Increase a lot	Increase slight	Remain the same	Fall Slight	Fall a lot	DK/NR
1	1997	6	11	30	41	8	4
2	1998	5	19	30	34	5	7
3	1999	4	10	30	39	9	8
4	2000	4	17	32	30	7	10
5	2001	20	48	13	8	4	7
6	2002	26	39	17	7	5	6
7	2003	16	35	26	9	1	13
8	2004	6	25	40	16	1	13
9	2005	12	31	30	16	4	8
10	2006	5	30	36	25	3	1
11	2007	18	43	16	17	6	0
12	2008	56	23	4	6	10	1

Source: Annual Global Barometer on Hope and Despair conducted by affiliates of WIN-Gallup International Association. See details on: www.gallup.com.pk, www.gallup-international.com/



Trend of Hope and Despair in Ireland
1980-2011
(for all years for which data are available)

Employment in Ireland

Question: **Are you now in paid employment - either full time or part time?**

Percent of Respondents

Serial #	Years	Full time	Part time	No
1	1997	30	8	62
2	1998	33	7	60
3	1999	35	9	56
4	2000	40	11	49
5	2001	38	10	52
6	2002	41	11	48
7	2003	37	10	53
8	2004	42	10	46
9	2005	38	9	54
10	2006	49	17	34
11	2007	41	19	40
12	2008	43	17	40

Source: Annual Global Barometer on Hope and Despair conducted by affiliates of WIN-Gallup International Association. See details on: www.gallup.com.pk, www.gallup-international.com/



Job security in Ireland

Question: **Do you think your present job is safe, or do you think there's a chance you may become unemployed?**

Percent of Respondents

Serial #	Years	Present job safe	Chance of unemployment	DK/NR
1	1997	74	13	13
2	1998	79	12	9
3	1999	83	7	10
4	2000	81	9	10
5	2001	74	16	10
6	2002	74	12	14
7	2003	68	20	12
8	2004	74	12	14
9	2005	77	12	11
10	2006	84	14	2
11	2007	81	18	2
12	2008	67	31	2

Source: Annual Global Barometer on Hope and Despair conducted by affiliates of WIN-Gallup International Association. See details on: www.gallup.com.pk, www.gallup-international.com/



Trend of Hope and Despair in Ireland
1980-2011
(for all years for which data are available)

Ease of Job in Ireland

Question: **If you became unemployed, do you think you'd be able to find a new job fairly quickly, or do you think it might take longer?**

Percent of Respondents

Serial #	Years	New job quickly	May take longer	Wouldn't look	DK/NR
1	1997	42	34	5	19
2	1998	52	31	4	13
3	1999	61	21	2	16
4	2000	61	21	4	14
5	2001	43	36	3	18
6	2002	40	35	5	20
7	2003	33	47	4	16
8	2004	43	36	5	15
9	2005	44	38	7	11
10	2006	63	30	4	3
11	2007	51	46	2	1
12	2008	26	70	2	2

Source: Annual Global Barometer on Hope and Despair conducted by affiliates of WIN-Gallup International Association. See details on: www.gallup.com.pk, www.gallup-international.com/



Celebrating 34 years of The World's Leading Global Barometer (1977-2011)

For more details :

Rushna Shahid
Assisting Gallup International
Opinion Research Group
Tele: +92-51-2655630
Fax : +92-51-2655632
Email: rushna.shahid@gallup.com.pk

Irene Zuettel
Gallup International
Zurich
Tele: +41 (0) 44 806 6650
Fax : +41 (0) 44 806 6660
Email: jirene.zuettel@gallup-international.com

Disclaimer: Gallup International Association is not related to Gallup Inc., headquartered in Washington D.C which is no longer a member of Gallup International Association. Gallup International Association does not accept responsibility for opinion polling other than its own. For further details see website: www.Gallup-international.com