



Prepared on
December 31, 2011

Global Barometer on Hope and Despair

Iraq

Trend data: 1977-2011

(for all years for which data are available)

Volume 2: Country Report Series



Courtesy:

The preparation of this Report and compilation of the trend data (1977-2011) has been done with the courtesy of Gallup Pakistan (www.gallup.com.pk) and Gilani Research Foundation (www.gilanifoundation.com) as a public service for members of Gallup International Association. For any further details please contact: Rushna.Shahid@gallup.com.pk

Disclaimer: Gallup International Association or its members are not related to Gallup Inc., headquartered in Washington D.C which is no longer a member of Gallup International Association. Gallup International Association does not accept responsibility for opinion polling other than its own. We require that our surveys be credited fully as Gallup International (not Gallup or Gallup Poll). For further details see website: www.Gallup-international.com



FOREWORD

The World's First and the Leading Global Barometer

The Global Barometer of Hope and Despair, conducted on the eve of every new year since 1977, happens to be the world's first Global Barometer. It was initiated and led by the renowned pollster Dr. George Gallup in that year and has since been conducted annually by research institutes affiliated with Gallup International and other associated research institutions. In 2011 we will be celebrating 34 years of its success.

In 1977 the world was still a stranger to modern computing machines on everyone's desk. It was a world in which the old Main Frame computers were available to the fortunate. Others performed their tasks in more primitive ways. The mode of communication was the Post Office supplemented by what was known as the "Telegraph and Telex Machine". Despite these limitations, the first Global Barometer was conducted by 22 Gallup International Association members across the globe. They included all the G7 countries as well as key countries from all continents. The number of countries has since risen considerably and the survey now covers a highly representative sample of global population. In 2011 the survey covers 58 countries from all parts of Asia, Africa, Latin America and Australasia.

Considering that the Global Barometer was initiated in 1977 under conditions which would now seem primitive by way of international communications as well as information technology, the archives of the Global Barometer were not in a position to present trend data in usable form. It has taken some effort to construct time series data.


It was a proud privilege for Gallup Pakistan to have accomplished that task in 2010. Despite being relatively limited in its scope, the trend data information is now usable and amendable to updation. It has been updated for the latest year (EOY: 2011)

In the covers of these pages you will find a simple computation of the top lines of country data for all years when the survey was conducted in that country. We hope that we will further refine these Reports, in due course of time.

We would particularly like to thank the team at Gallup Pakistan as well as Ms. Armida Wagman at the Gallup International Secretariat who in 2010 helped compile the trend data for the first 33 years of the series. We very much hope that with the active support of the Expert Group on Opinion Research (details on the Blog of the Group) at WIN-Gallup International we will be able to further pursue this task.

Jean-Marc Leger
President WIN-Gallup International
and

Dr. Ijaz Shafi Gilani
Chair, Expert Group on Opinion Research
WIN-Gallup International (gilani@gallup.com.pk)
December 20, 2011





**WIN-Gallup International Team of
 END OF YEAR SURVEY: 2011**

OPINION RESEARCH GROUP

1- Panel of Experts



Matthew Warshaw
Afghanistan



Helio Gastaldi
Brazil



Dave Scholz
Canada



Celine Bracq
France



Inahiro Suzuki
Japan



Margit Cleveland
Kenya



Elida Medarovska
Macedonia



John Smurthwaite
Malaysia



Natalia Ivanisheva
Russia



Carlos Clavero
Spain

2- Research Team for EOY 2011 (Gallup Pakistan)



Manzer Ehsan



Hammad Irshad



Tahmina Shoab

3- Project Managers



Sara Salam
Pakistan



Rushna Shahid
Pakistan

4- Team Head



Klaus-Peter Schoepner
Germany



Dr. Ijaz Shafi Gilani
Pakistan

5- President WIN-GIA



Jean-March Langer
Canada






6- Global Research Team


(In alphabetical order of Country Name)

Name/Company/Country	Picture	Name/Company/Country	Picture
Assen Blagoev ACSOR-Surveys Afghanistan		Aram Navasardyan MPG LLC Armenia	
Gerardo Tuñón Corti IBOPE Inteligência Argentina		Bianca Mazzaferro Colmar Brunton Australia	
Ingrid Lusk Osterreichisches Gallup-Institute Austria		Ashraf Hajiyev SIAR Media Azerbaijan	
Marc Dumoulin Dedicated Research Belgium		Laure IBOPE Inteligencia Brazil	
Aida Hadziavdic- Begovic Mareco Index Bosnia		Mila Grigorova BBSS Bulgaria	
Arnould Zeufack RMS Cameroon Cameroon		Sarah Weill Leger Marketing Canada	
Zhou Xin CRC-Research China		Jan Trojacek MARECO Praha Czech Republic	
Cristina Querubin Centro Nacional de Consultoria Colombia		Roger Elsted DMA/ Research Denmark	
Dr.Sherine Zaklana Rada Research & Public Relations Co. Egypt		Carlos A. Cordova Cedatos Ecuador	
Tim Wilson Tebbutt Research Fiji Islands		Jari Pajunen Taloustutkimus Oy Finland	
Celine Bracq BVA France		Merab Pachulia GORBI Georgia	
Johaness Huxoll TNS Emnid Germany		Femi Laoye RMSI Ghana Ghana	
Christy Szeto Consumer Search Group Hong Kong		Yashwant Deshmukh C Voter India	
Vilborg Helga Hardardottir CapacentIceland Iceland		Dr. Munqih Dagher IIACSS Iraq	
Sinead Mooney Red C Research and Marketing Ireland		Paolo Colombo DOXA Italy	





Trend of Hope and Despair in Iraq
1977-2011
(for all years for which data are available)



Hisako Kumada
Nippon Research
Center (NRC)
Japan



Hyunjeong Jung
Gallup Korea
Korea



Selim Saad
REACH
Lebanon



Inga Nausediene
UAB RAIT
Lithuania



Ivana Todevska
BRIMA
Macedonia



Christian Batte
BJ Group
Morocco



Imre van Rooijen
Market Response
Netherlands



Josiah Kimanzi
RMS Nigeria
Nigeria



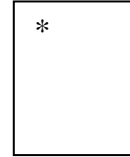
Fatima Idrees
Gallup Pakistan
Pakistan




Dr. Nabil Kukali
Palestine



Gustavo Yrala
DATUM international
Peru



Lawrence A. Dugan
Asia Research
Organization
Philippines



Olga Wiatr
MARECO Polska
Poland



Marius Bobi
TNS CSOP
Romania



Natalia Lvanisheva
ROMIR
Russian Federation



Mohammad M.Aayed
PARC
Saudi Arabia



Sladjana Brakus
TNS Medium Gallup
Serbia



Patson Gasura
Topline Research
Solution
South Africa



Luciano Miguel
Instituto DYM, S.A
Spain



Dr. Johan Lilliecreutz
CMA Research
Sweden



Barbara Schumacher
ISOPUBLIC
Switzerland



Nebil Belaam
EMRHOD
Tunisia



PervinOlgun Barem
Research
Turkey



Cindy Kaminski
Trig
USA



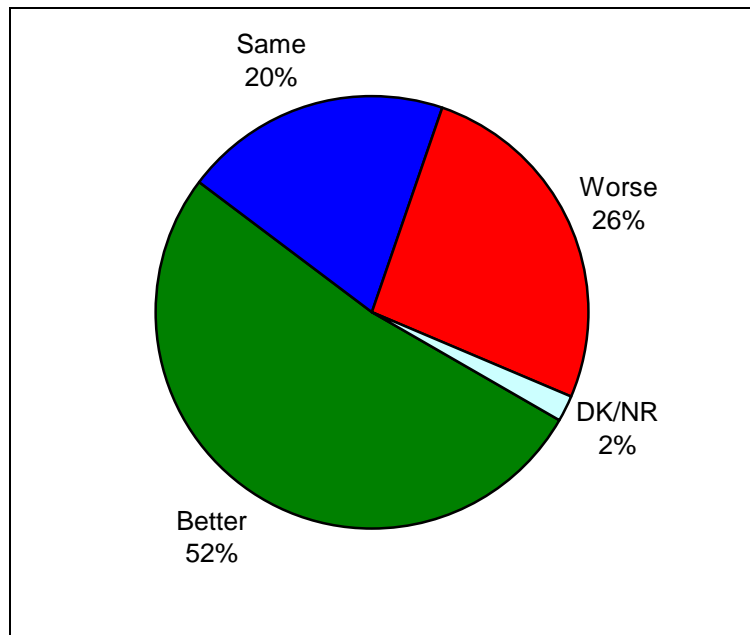
Beth Owen
Indochina Research
Vietnam





Graph for Hope and Despair in Iraq for Year 2011

Question: **So far as you are concerned do you think that 2012 will be better or worse than 2011?**



Source: Annual Global Barometer on Hope and Despair conducted by affiliates of WIN-Gallup International Association. See details on: www.gallup.com.pk, www.gallup-international.com/

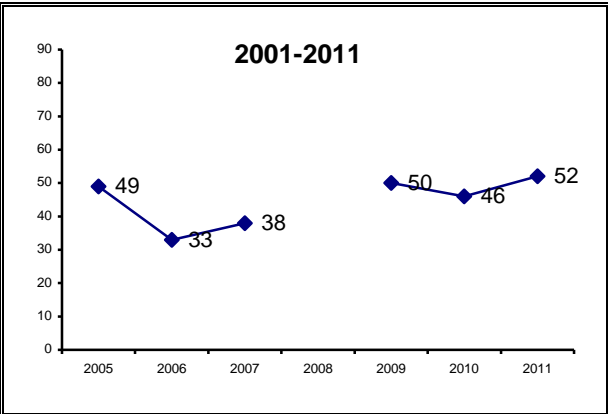
(Note applicable for all tables ahead): Rounding off to 100:
When the total does not add up to 100, it is because of rounding off issues.



Trend of Hope and Despair in Iraq
 1977-2011
 (for all years for which data are available)

The trend of
Hope and Despair in Iraq
 (2000-2011)


HOPE



Note: Reported for all the years for which survey was carried out and data are available.

	Percent of Respondents					
Year	2005	2006	2007	2009	2010	2011
Hope	49	33	38	50	46	52

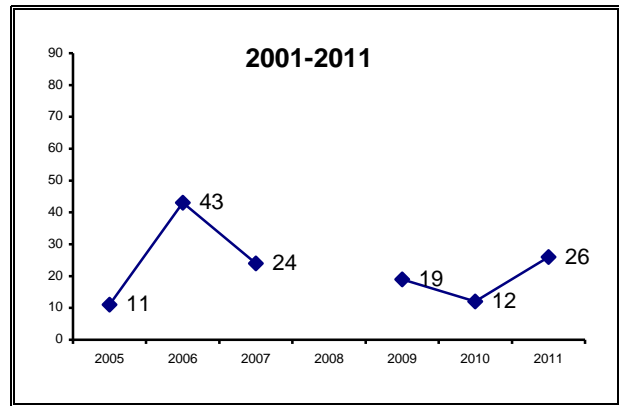
Source: Annual Global Barometer on Hope and Despair conducted by affiliates of WIN-Gallup International Association. See details on: www.gallup.com.pk, www.gallup-international.com/





Trend of Hope and Despair in Iraq
 1977-2011
 (for all years for which data are available)

DESPAIR



Note: Reported for all the years for which survey was carried out and data are available.

	<i>Percent of Respondents</i>					
Year	2005	2006	2007	2009	2010	2011
Despair	11	43	24	19	12	26

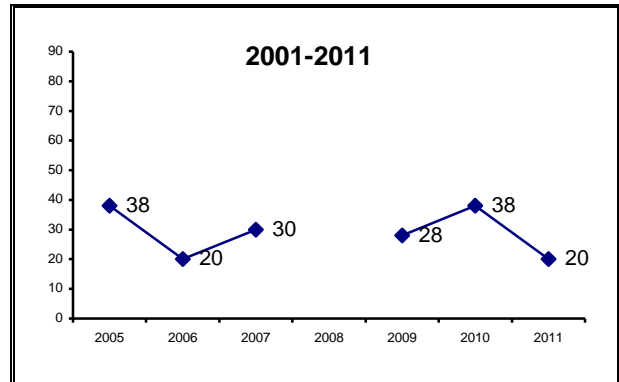
Source: Annual Global Barometer on Hope and Despair conducted by affiliates of WIN-Gallup International Association. See details on: www.gallup.com.pk, www.gallup-international.com/





Trend of Hope and Despair in Iraq
 1977-2011
 (for all years for which data are available)


NO CHANGE



Note: Reported for all the years for which survey was carried out and data are available.

	Percent of Respondents					
Year	2005	2006	2007	2009	2010	2011
Despair	38	20	30	28	38	20

Source: Annual Global Barometer on Hope and Despair conducted by affiliates of WIN-Gallup International Association. See details on: www.gallup.com.pk, www.gallup-international.com/





Trend of Hope and Despair in Iraq
1977-2011
(for all years for which data are available)


Hope and Despair in Iraq

Question: **So far as you are concerned do you think that 2012 will be better or worse than 2011?**

Percent of Respondents

Serial #	Year	Better (%)	Same (%)	Worse (%)	DK/NR (%)
1	2005	49	38	11	2
2	2006	33	20	43	4
3	2007	38	30	24	8
4	2009	50	28	19	3
5	2010	46	38	12	4
6	2011	52	20	26	2

Source: Annual Global Barometer on Hope and Despair conducted by affiliates of WIN-Gallup International Association. See details on: www.gallup.com.pk, www.gallup-international.com/





Trend of Hope and Despair in Iraq
1977-2011
(for all years for which data are available)

Economic prosperity in Iraq

Question: **Compared with this year, in your opinion, will next year be a year of economic prosperity, economic difficulty or remain the same?**

Percent of Respondents

Serial #	Years	Economic prosperity (%)	Remain the same (%)	Economic Difficulty (%)	DK/NR (%)
1	2005	42	42	12	3
2	2006	28	26	40	6
3	2007	26	37	25	12
4	2009	39	38	19	4
5	2010	35	41	18	6
6	2011	46	27	21	6

Source: Annual Global Barometer on Hope and Despair conducted by affiliates of WIN-Gallup International Association. See details on: www.gallup.com.pk, www.gallup-international.com/



Unemployment in Iraq

Question: In the next 12 months do you expect the number of unemployed in ... (YOUR COUNTRY) to increase a lot, to increase slightly, remain the same, fall slightly or fall a lot?

Percent of Respondents

Serial #	Years	Increase a lot (%)	Increase slight (%)	Remain the same (%)	Fall Slight (%)	Fall a lot (%)	DK/NR (%)
1	2005	9	23	29	30	7	3
2	2006	32	18	14	26	6	4
3	2007	13	21	28	18	7	13
4	2009	17	20	23	31	5	4
5	2010	24	16	23	23	9	6

Source: Annual Global Barometer on Hope and Despair conducted by affiliates of WIN-Gallup International Association. See details on: www.gallup.com.pk, www.gallup-international.com/



Employment in Iraq

Question: **Are you now in paid employment - either full time or part time?**

Percent of Respondents

Serial #	Years	Full time (%)	Part time (%)	No (%)
1	2005	30	16	54
2	2006	22	15	63
3	2007	21	19	60
4	2009	25	18	57
5	2010	24	16	58

Source: Annual Global Barometer on Hope and Despair conducted by affiliates of WIN-Gallup International Association. See details on: www.gallup.com.pk, www.gallup-international.com/



Trend of Hope and Despair in Iraq
 1977-2011
 (for all years for which data are available)

Job security in Iraq

Question: **Do you think your present job is safe, or do you think there's a chance you may become unemployed?**

Percent of Respondents

Serial #	Years	Present job safe (%)	Chance of unemployment (%)	DK/NR (%)
1	2005	64	29	7
2	2006	57	42	1
3	2007	62	35	3
4	2009	54	43	2
5	2010	63	35	2

Source: Annual Global Barometer on Hope and Despair conducted by affiliates of WIN-Gallup International Association. See details on: www.gallup.com.pk, www.gallup-international.com/





Trend of Hope and Despair in Iraq
1977-2011
(for all years for which data are available)

Ease of Job in Iraq

Question: **If you became unemployed, do you think you'd be able to find a new job fairly quickly, or do you think it might take longer?**

Percent of Respondents

Serial #	Years	New job quickly (%)	May take longer (%)	Wouldn't look (%)	DK/NR (%)
1	2005	13	73	7	7
2	2006	7	73	12	7
3	2007	10	62	15	13
4	2009	8	82	5	6
5	2010	7	63	13	18

Source: Annual Global Barometer on Hope and Despair conducted by affiliates of WIN-Gallup International Association. See details on: www.gallup.com.pk, www.gallup-international.com/





Celebrating 34 years of The World's Leading Global Barometer (1977-2011)

For more details :

Rushna Shahid
Assisting Gallup International
Opinion Research Group
Tele: +92-51-2655630
Fax : +92-51-2655632
Email: rushna.shahid@gallup.com.pk

Irene Zuettel
Gallup International
Zurich
Tele: +41 (0) 44 806 6650
Fax : +41 (0) 44 806 6660
Email:jirene.zuettel@gallup-international.com

Disclaimer: Gallup International Association is not related to Gallup Inc., headquartered in Washington D.C which is no longer a member of Gallup International Association. Gallup International Association does not accept responsibility for opinion polling other than its own. For further details see website: www.Gallup-international.com