



Prepared on
December 31, 2011

Global Barometer on Hope and Despair

Iceland

Trend data: 1977-2011

(for all years for which data are available)

Volume 2: Country Report Series



Courtesy:

The preparation of this Report and compilation of the trend data (1977-2011) has been done with the courtesy of Gallup Pakistan (www.gallup.com.pk) and Gilani Research Foundation (www.gilanifoundation.com) as a public service for members of Gallup International Association. For any further details please contact: Rushna.Shahid@gallup.com.pk

Disclaimer: Gallup International Association or its members are not related to Gallup Inc., headquartered in Washington D.C which is no longer a member of Gallup International Association. Gallup International Association does not accept responsibility for opinion polling other than its own. We require that our surveys be credited fully as Gallup International (not Gallup or Gallup Poll). For further details see website: www.Gallup-international.com



FOREWORD

The World's First and the Leading Global Barometer

The Global Barometer of Hope and Despair, conducted on the eve of every new year since 1977, happens to be the world's first Global Barometer. It was initiated and led by the renowned pollster Dr. George Gallup in that year and has since been conducted annually by research institutes affiliated with Gallup International and other associated research institutions. In 2011 we will be celebrating 34 years of its success.

In 1977 the world was still a stranger to modern computing machines on everyone's desk. It was a world in which the old Main Frame computers were available to the fortunate. Others performed their tasks in more primitive ways. The mode of communication was the Post Office supplemented by what was known as the "Telegraph and Telex Machine". Despite these limitations, the first Global Barometer was conducted by 22 Gallup International Association members across the globe. They included all the G7 countries as well as key countries from all continents. The number of countries has since risen considerably and the survey now covers a highly representative sample of global population. In 2011 the survey covers 58 countries from all parts of Asia, Africa, Latin America and Australasia.

Considering that the Global Barometer was initiated in 1977 under conditions which would now seem primitive by way of international communications as well as information technology, the archives of the Global Barometer were not in a position to present trend data in usable form. It has taken some effort to construct time series data.


It was a proud privilege for Gallup Pakistan to have accomplished that task in 2010. Despite being relatively limited in its scope, the trend data information is now usable and amendable to updation. It has been updated for the latest year (EOY: 2011)

In the covers of these pages you will find a simple computation of the top lines of country data for all years when the survey was conducted in that country. We hope that we will further refine these Reports, in due course of time.

We would particularly like to thank the team at Gallup Pakistan as well as Ms. Armida Wagman at the Gallup International Secretariat who in 2010 helped compile the trend data for the first 33 years of the series. We very much hope that with the active support of the Expert Group on Opinion Research (details on the Blog of the Group) at WIN-Gallup International we will be able to further pursue this task.

Jean-Marc Leger
President WIN-Gallup International
and

Dr. Ijaz Shafi Gilani
Chair, Expert Group on Opinion Research
WIN-Gallup International (gilani@gallup.com.pk)
December 20, 2011





Trend of Hope and Despair in Iceland

1977-2011

(for all years for which data are available)

WIN-Gallup International Team of

END OF YEAR SURVEY: 2011

OPINION RESEARCH GROUP

1- Panel of Experts



Matthew Warshaw
Afghanistan



Helio Gastaldi
Brazil



Dave Scholz
Canada



Celine Bracq
France



Inahiro Suzuki
Japan



Margit Cleveland
Kenya



Elida Medarovska
Macedonia



John Smurthwaite
Malaysia



Natalia Ivanisheva
Russia



Carlos Clavero
Spain

2- Research Team for EOY 2011 (Gallup Pakistan)



Manzer Ehsan



Hammad Irshad



Tahmina Shoaib

3- Project Managers



Sara Salam
Pakistan



Rushna Shahid
Pakistan

4- Team Head



Klaus-Peter Schoeppner
Germany



Dr. Ijaz Shafi Gilani
Pakistan

5- President WIN-GIA



Jean-March Langer
Canada





Trend of Hope and Despair in Iceland
1977-2011
(for all years for which data are available)

6- Global Research Team


(In alphabetical order of Country Name)

Name/Company/Country	Picture	Name/Company/Country	Picture
Assem Blagoev ACSOR-Surveys Afghanistan		Aram Navasardyan MPG LLC Armenia	
Gerardo Tuñón Corti IBOPE Inteligência Argentina		Bianca Mazzaferro Colmar Brunton Australia	
Marc Dumoulin Dedicated Research Belgium		Ingrid Lusk Osterreichisches Gallup-Institute Austria	
Aida Hadziavdic- Begovic Mareco Index Bosnia		Ashraf Hajiyev SIAR Media Azerbaijan	
Laure IBOPE Inteligencia Brazil		Mila Grigorova BBSS Bulgaria	
Cristina Querubin Centro Nacional de Consultoria Colombia		Arnauld Zeufack RMS Cameroon Cameroon	
Jan Trojacek MARECO Praha Czech Republic		Sarah Weill Leger Marketing Canada	
Roger Elsted DMA/ Research Denmark		Carlos A. Cordova Cedatos Ecuador	
Dr. Sherine Zakama Rada Research & Public Relations Co. Egypt		Femi Laoye RMSI Ghana Ghana	
Tim Wilson Tebbutt Research Fiji Islands		Johannes Huxoll TNS Emnid Germany	
Christy Szeto Consumer Search Group Hong Kong		Merab Pachulia GORBI Georgia	
Vilborg Helga Hardardottir Capacentceland Iceland		Johannes Huxoll TNS Emnid Germany	
Yashwant Deshmukh C Voter India		Sinead Mooney Red C Research and Marketing Ireland	
Dr. Munqih Dagher IIACSS Iraq		Paolo Colombo DOXA Italy	





Trend of Hope and Despair in Iceland
1977-2011
(for all years for which data are available)



Hisako Kumada
Nippon Research
Center (NRC)
Japan



Hyunjeong Jung
Gallup Korea
Korea



Selim Saad
REACH
Lebanon



Inga Nausediene
UAB RAIT
Lithuania



Ivana Todevska
BRIMA
Macedonia



Christian Batte
BJ Group
Morocco



Imre van Rooijen
Market Response
Netherlands



Josiah Kimanzi
RMS Nigeria
Nigeria



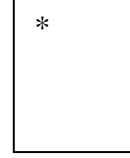
Fatima Idrees
Gallup Pakistan
Pakistan




Dr. Nabil Kukali
Palestine



Gustavo Yrala
DATUM international
Peru



Lawrence A. Dugan
Asia Research
Organization
Philippines



Olga Wiatr
MARECO Polska
Poland



Marius Bobi
TNS CSOP
Romania



Natalia Lvanisheva
ROMIR
Russian Federation



Mohammad M.Aayed
PARC
Saudi Arabia



Sladjana Brakus
TNS Medium Gallup
Serbia



Patson Gasura
Topline Research
Solution
South Africa



Luciano Miguel
Instituto DYM, S.A
Spain



Dr. Johan Lilliecreutz
CMA Research
Sweden



Barbara Schumacher
ISOPUBLIC
Switzerland



Nebil Belaam
EMRHOD
Tunisia



Pervin Olgun Barem
Research
Turkey



Cindy Kaminski
Trig
USA

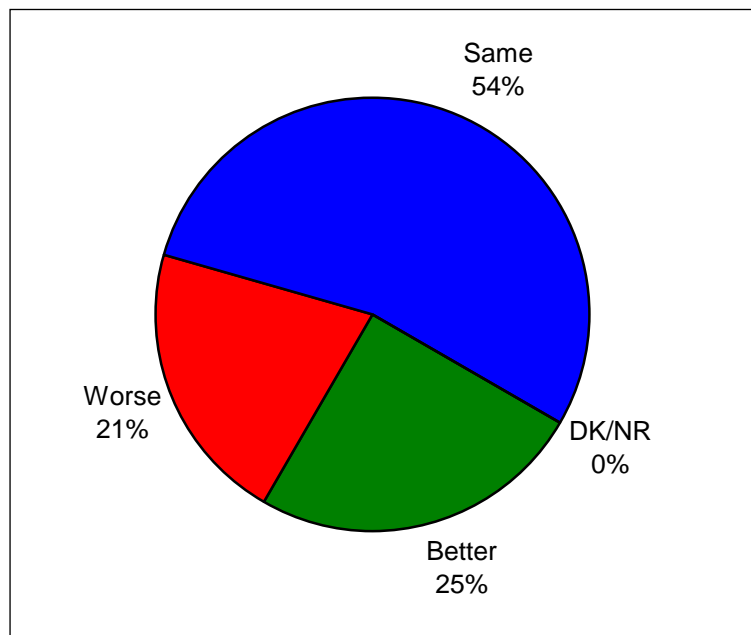


Beth Owen
Indochina Research
Vietnam



Graph for Hope and Despair in Iceland for Year 2011

Question: **So far as you are concerned do you think that 2012 will be better or worse than 2011?**



Source: Annual Global Barometer on Hope and Despair conducted by affiliates of WIN-Gallup International Association. See details on: www.gallup.com.pk, www.gallup-international.com/

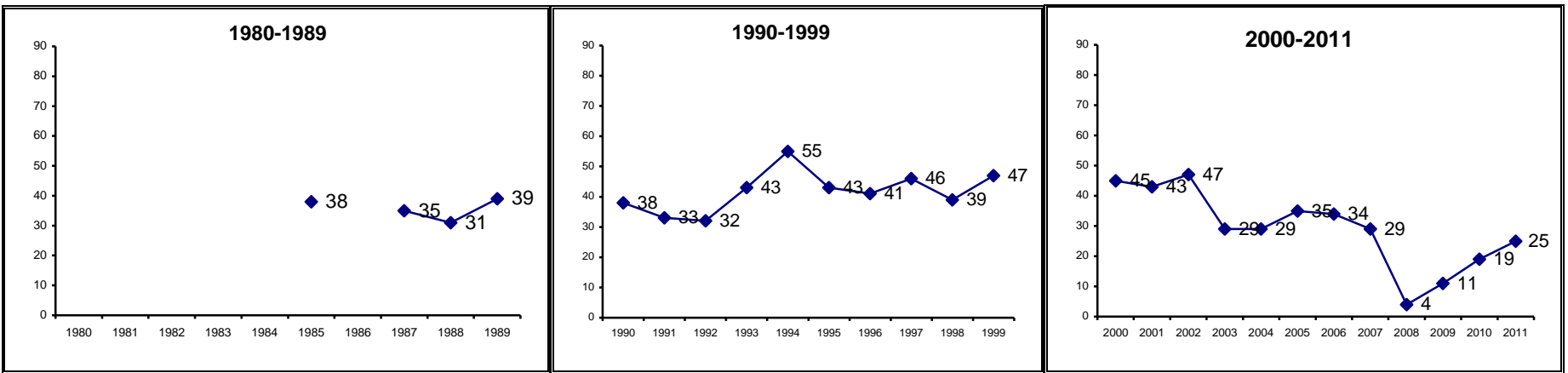
(Note applicable for all tables ahead): Rounding off to 100:
When the total does not add up to 100, it is because of rounding off issues.



Trend of Hope and Despair in Iceland
 1977-2011
 (for all years for which data are available)

The trend of
Hope and Despair in Iceland
 (1977-2011)

HOPE



Note: Reported for all the years for which survey was carried out and data are available.

Year	1985	1987	1988	1989	1990	1991	1992	1993	1994	1995	1996	1997	1998	1999	2000	2001	2002	2003	2004	2005	2006	2007	2008	2009	2010	2011
Hope	38	35	31	39	38	33	32	43	55	43	41	46	39	47	45	43	47	29	29	35	34	29	4	11	19	25

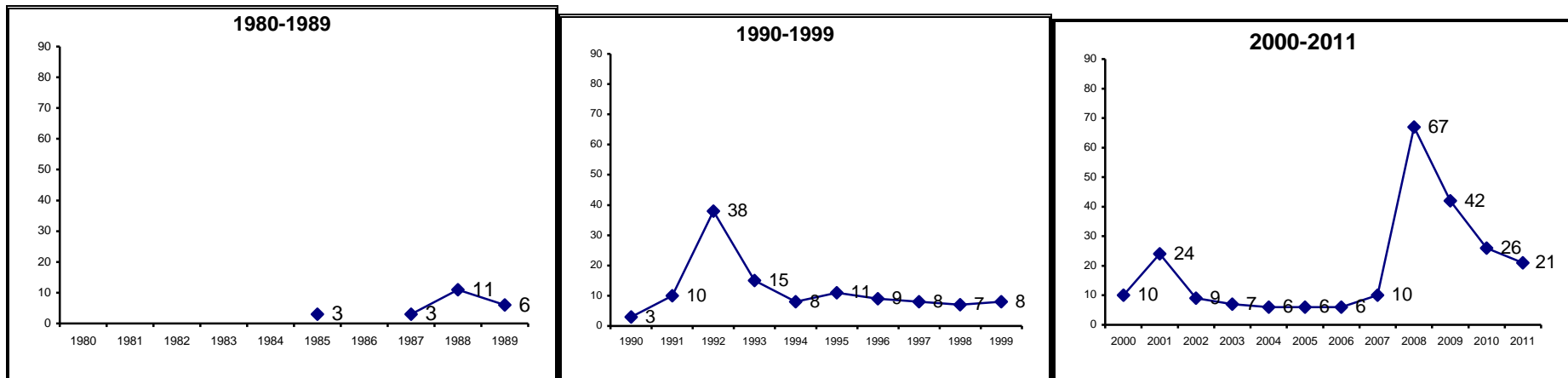
Source: Annual Global Barometer on Hope and Despair conducted by affiliates of WIN-Gallup International Association. See details on: www.gallup.com.pk, www.gallup-international.com/





Trend of Hope and Despair in Iceland
 1977-2011
 (for all years for which data are available)

DESPAIR



Note: Reported for all the years for which survey was carried out and data are available.

Year	1985	1987	1988	1989	1990	1991	1992	1993	1994	1995	1996	1997	1998	1999	2000	2001	2002	2003	2004	2005	2006	2007	2008	2009	2010	2011
Despair	3	3	11	6	3	10	38	15	8	11	9	8	7	8	10	24	9	7	6	6	6	10	67	42	26	21

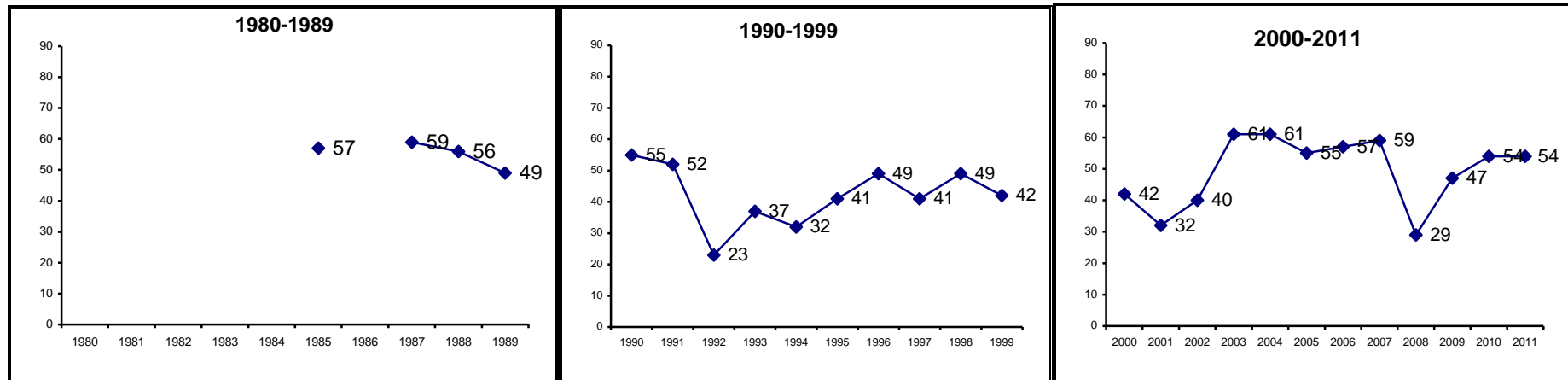
Source: Annual Global Barometer on Hope and Despair conducted by affiliates of WIN-Gallup International Association. See details on: www.gallup.com.pk, www.gallup-international.com/





Trend of Hope and Despair in Iceland
 1977-2011
 (for all years for which data are available)

NO CHANGE




Note: Reported for all the years for which survey was carried out and data are available.

Percent of Respondents

Year	1985	1987	1988	1989	1990	1991	1992	1993	1994	1995	1996	1997	1998	1999	2000	2001	2002	2003	2004	2005	2006	2007	2008	2009	2010	2011
Hope	57	59	56	49	55	52	23	37	32	41	49	41	49	42	42	32	40	61	61	55	57	59	29	47	54	54

Source: Annual Global Barometer on Hope and Despair conducted by affiliates of WIN-Gallup International Association. See details on: www.gallup.com.pk, www.gallup-international.com/






Trend of Hope and Despair in Iceland
1977-2011
(for all years for which data are available)

Hope and Despair in Iceland

Question: **So far as you are concerned do you think that 2012 will be better or worse than 2011?**

<i>Percent of Respondents</i>					
Serial #	Year	Better	Same	Worse	DK/NR
1	1985	38	57	3	2
2	1987	35	59	3	3
3	1988	31	56	11	2
4	1989	39	49	6	6
5	1990	38	55	3	4
6	1991	33	52	10	5
7	1992	32	23	38	7
8	1993	43	37	15	5
9	1994	55	32	8	5
10	1995	43	41	11	5
11	1996	41	49	9	1
12	1997	46	41	8	5
13	1998	39	49	7	5
14	1999	47	42	8	3
15	2000	45	42	10	3
16	2001	43	32	24	1
17	2002	47	40	9	4
18	2003	29	61	7	3
19	2004	29	61	6	4
20	2005	35	55	6	4
21	2006	34	57	6	3
22	2007	29	59	10	2
23	2008	4	29	67	0
24	2009	11	47	42	0
25	2010	19	54	26	.
26	2011	25	54	21	0

Source: Annual Global Barometer on Hope and Despair conducted by affiliates of WIN-Gallup International Association. See details on: www.gallup.com.pk, www.gallup-international.com/





Trend of Hope and Despair in Iceland
1977-2011
(for all years for which data are available)

Economic prosperity in Iceland

Question: **Compared with this year, in your opinion, will next year be a year of economic prosperity, economic difficulty or remain the same?**

Percent of Respondents

Serial #	Years	Economic prosperity	Remain the same	Economic Difficulty	DK/NR
1	1988	2	25	71	2
2	1997	34	48	9	9
3	1998	11	68	14	7
4	1999	6	67	23	4
5	2000	6	57	35	2
6	2001	12	40	46	2
7	2002	17	58	19	6
8	2003	15	62	15	8
9	2004	14	64	17	6
10	2005	9	65	21	5
11	2006	12	66	15	7
12	2007	6	46	44	4
13	2008	3	6	91	0
14	2009	12	47	41	2
15	2010	6	38	57	.
16	2011	11	46	42	1

Source: Annual Global Barometer on Hope and Despair conducted by affiliates of WIN-Gallup International Association. See details on: www.gallup.com.pk, www.gallup-international.com/





Trend of Hope and Despair in Iceland
 1977-2011
 (for all years for which data are available)

Unemployment in Iceland

Question: **In the next 12 months do you expect the number of unemployed in ... (YOUR COUNTRY) to increase a lot, to increase slightly, remain the same, fall slightly or fall a lot?**

Percent of Respondents

Serial #	Years	Increase a lot	Increase slight	Remain the same	Fall Slight	Fall a lot	DK/NR
1	1997	1	13	42	37	3	4
2	1998	3	14	55	21	2	5
3	1999	1	14	66	13	1	5
4	2000	3	19	64	9	1	4
5	2001	23	44	25	5	1	2
6	2002	12	39	29	13	2	5
7	2003	7	25	42	19	1	5
8	2004	4	20	49	16	2	8
9	2005	3	12	66	12	2	5
10	2006	3	24	59	8	1	4
11	2007	3	41	44	9	1	2
12	2008	72	21	2	2	2	0
13	2009	14	39	29	17	1	1
14	2010	15	35	28	21	2	.

Source: Annual Global Barometer on Hope and Despair conducted by affiliates of WIN-Gallup International Association. See details on: www.gallup.com.pk, www.gallup-international.com/





Trend of Hope and Despair in Iceland
 1977-2011
 (for all years for which data are available)

Employment in Iceland

Question: **Are you now in paid employment - either full time or part time?**

Percent of Respondents

Serial #	Years	Full time	Part time	No
1	1997	57	19	24
2	1998	55	20	25
3	1999	58	20	22
4	2000	60	20	20
5	2001	57	19	24
6	2002	54	21	24
7	2003	58	21	21
8	2004	54	20	27
9	2005	55	21	25
10	2006	59	18	24
11	2007	67	19	14
12	2008	61	19	19
13	2009	57	14	29
14	2010	60	14	26

Source: Annual Global Barometer on Hope and Despair conducted by affiliates of WIN-Gallup International Association. See details on: www.gallup.com.pk, www.gallup-international.com/





Trend of Hope and Despair in Iceland
 1977-2011
 (for all years for which data are available)

Job security in Iceland

Question: **Do you think your present job is safe, or do you think there's a chance you may become unemployed?**

Percent of Respondents

Serial #	Years	Present job safe	Chance of unemployment	DK/NR
1	1997	85	14	1
2	1998	87	11	2
3	1999	66	10	24
4	2000	88	11	1
5	2001	85	13	2
6	2002	80	17	3
7	2003	81	16	4
8	2004	86	11	4
9	2005	87	11	2
10	2006	91	8	1
11	2007	83	12	5
12	2008	69	31	.
13	2009	73	26	1
14	2010	72	28	0

Source: Annual Global Barometer on Hope and Despair conducted by affiliates of WIN-Gallup International Association. See details on: www.gallup.com.pk, www.gallup-international.com/





Trend of Hope and Despair in Iceland
 1977-2011
 (for all years for which data are available)

Ease of Job in Iceland

Question: **If you became unemployed, do you think you'd be able to find a new job fairly quickly, or do you think it might take longer?**

Percent of Respondents

Serial #	Years	New job quickly	May take longer	Wouldn't look	DK/NR
1	1997	65	25	.	10
2	1998	74	19	2	5
3	1999	58	15	.	27
4	2000	75	20	.	5
5	2001	28	65	7	0
6	2002	31	59	0	10
7	2003	58	30	0	12
8	2004	67	24	0	10
9	2005	14	78	0	8
10	2006	77	14	0	9
11	2007	79	9	3	9
12	2008	47	47	6	.
13	2009	53	40	5	2
14	2010	56	38	5	1

Source: Annual Global Barometer on Hope and Despair conducted by affiliates of WIN-Gallup International Association. See details on: www.gallup.com.pk, www.gallup-international.com/





Celebrating 34 years of The World's Leading Global Barometer (1977-2011)

For more details :

Rushna Shahid
Assisting Gallup International
Opinion Research Group
Tele: +92-51-2655630
Fax : +92-51-2655632
Email: rushna.shahid@gallup.com.pk

Irene Zuettel
Gallup International
Zurich
Tele: +41 (0) 44 806 6650
Fax : +41 (0) 44 806 6660
Email:jirene.zuettel@gallup-international.com

Disclaimer: Gallup International Association is not related to Gallup Inc., headquartered in Washington D.C which is no longer a member of Gallup International Association. Gallup International Association does not accept responsibility for opinion polling other than its own. For further details see website: www.Gallup-international.com