



Prepared on
December 31, 2011

Global Barometer on Hope and Despair

Germany

Trend data: 1977-2011

(for all years for which data are available)

Volume 2: Country Report Series



Courtesy:

The preparation of this Report and compilation of the trend data (1977-2011) has been done with the courtesy of Gallup Pakistan (www.gallup.com.pk) and Gilani Research Foundation (www.gilanifoundation.com) as a public service for members of Gallup International Association. For any further details please contact: Rushna.Shahid@gallup.com.pk

Disclaimer: Gallup International Association or its members are not related to Gallup Inc., headquartered in Washington D.C which is no longer a member of Gallup International Association. Gallup International Association does not accept responsibility for opinion polling other than its own. We require that our surveys be credited fully as Gallup International (not Gallup or Gallup Poll). For further details see website: www.Gallup-international.com



FOREWORD

The World's First and the Leading Global Barometer

The Global Barometer of Hope and Despair, conducted on the eve of every new year since 1977, happens to be the world's first Global Barometer. It was initiated and led by the renowned pollster Dr. George Gallup in that year and has since been conducted annually by research institutes affiliated with Gallup International and other associated research institutions. In 2011 we will be celebrating 34 years of its success.

In 1977 the world was still a stranger to modern computing machines on everyone's desk. It was a world in which the old Main Frame computers were available to the fortunate. Others performed their tasks in more primitive ways. The mode of communication was the Post Office supplemented by what was known as the "Telegraph and Telex Machine". Despite these limitations, the first Global Barometer was conducted by 22 Gallup International Association members across the globe. They included all the G7 countries as well as key countries from all continents. The number of countries has since risen considerably and the survey now covers a highly representative sample of global population. In 2011 the survey covers 58 countries from all parts of Asia, Africa, Latin America and Australasia.

Considering that the Global Barometer was initiated in 1977 under conditions which would now seem primitive by way of international communications as well as information technology, the archives of the Global Barometer were not in a position to present trend data in usable form. It has taken some effort to construct time series data.


It was a proud privilege for Gallup Pakistan to have accomplished that task in 2010. Despite being relatively limited in its scope, the trend data information is now usable and amendable to updation. It has been updated for the latest year (EOY: 2011)

In the covers of these pages you will find a simple computation of the top lines of country data for all years when the survey was conducted in that country. We hope that we will further refine these Reports, in due course of time.

We would particularly like to thank the team at Gallup Pakistan as well as Ms. Armida Wagman at the Gallup International Secretariat who in 2010 helped compile the trend data for the first 33 years of the series. We very much hope that with the active support of the Expert Group on Opinion Research (details on the Blog of the Group) at WIN-Gallup International we will be able to further pursue this task.

Jean-Marc Leger
President WIN-Gallup International
and

Dr. Ijaz Shafi Gilani
Chair, Expert Group on Opinion Research
WIN-Gallup International (gilani@gallup.com.pk)
December 20, 2011





WIN-Gallup International Team of
END OF YEAR SURVEY: 2011
OPINION RESEARCH GROUP

1- Panel of Experts



Matthew Warshaw
Afghanistan



Helio Gastaldi
Brazil



Dave Scholz
Canada



Celine Bracq
France



Inahiro Suzuki
Japan



Margit Cleveland
Kenya



Elida Medarovska
Macedonia



John Smurthwaite
Malaysia



Natalia Ivanisheva
Russia



Carlos Clavero
Spain

2- Research Team for EOY 2011 (Gallup Pakistan)



Manzer Ehsan



Hammad Irshad



Tahmina Shoaib

3- Project Managers



Sara Salam
Pakistan



Rushna Shahid
Pakistan



Klaus-Peter Schoeppner
Germany



Dr. Ijaz Shafi Gilani
Pakistan

5- President WIN-GIA



Jean-March Langer
Canada






Trend of Hope and Despair in Germany
1977-2011
(for all years for which data are available)

6- Global Research Team


(In alphabetical order of Country Name)

Name/Company/Country	Picture	Name/Company/Country	Picture
Assen Blagoev ACSOR-Surveys Afghanistan		Aram Navasardyan MPG LLC Armenia	
Gerardo Tuñón Corti IBOPE Inteligencia Argentina		Bianca Mazzaferro Colmar Brunton Australia	
Ingrid Lusk Osterreichisches Gallup-Institute Austria		Ashraf Hajiye SIAR Media Azerbaijan	
Marc Dumoulin Dedicated Research Belgium		Laure IBOPE Inteligencia Brazil	
Aida Hadziavdic- Begovic Mareco Index Bosnia Bosnia		Mila Grigorova BBSS Bulgaria	
Arnould Zeufack RMS Cameroon Cameroon		Sarah Weill Leger Marketing Canada	
Zhou Xin CRC-Research China		Jan Trojacek MARECO Praha Czech Republic	
Cristina Querubin Centro Nacional de Consultoria Colombia		Roger Elsted DMA/ Research Denmark	
Dr.Sherine Zaklana Rada Research & Public Relations Co. Egypt		Carlos A. Cordova Cedatos Ecuador	
Tim Wilson Tebbutt Research Fiji Islands		Johannes Huxoll TNS Emnid Germany	
Jari Pajunen Taloustutkimus Oy Finland		Merab Pachulia GORBI Georgia	
Christy Szeto Consumer Search Group Hong Kong		Femi Laoye RMSI Ghana Ghana	
Vilborg Helga Hardardottir CapacentIceland Iceland		Johannes Huxoll TNS Emnid Germany	
Yashwant Deshmukh C Voter India		Sinead Mooney Red C Research and Marketing Ireland	
Dr. Munqih Dagher IIACSS Iraq		Paolo Colombo DOXA Italy	





Trend of Hope and Despair in Germany
1977-2011
(for all years for which data are available)



Hisako Kumada
Nippon Research
Center (NRC)
Japan



Hyunjeong Jung
Gallup Korea
Korea



Selim Saad
REACH
Lebanon



Inga Nausediene
UAB RAIT
Lithuania



Ivana Todevska
BRIMA
Macedonia



Christian Batte
BJ Group
Morocco



Imre van Rooijen
Market Response
Netherlands



Josiah Kimanzi
RMS Nigeria
Nigeria



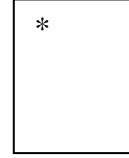
Fatima Idrees
Gallup Pakistan
Pakistan



Dr. Nabil Kukali
Palestine



Gustavo Yrala
DATUM international
Peru



Lawrence A. Dugan
Asia Research
Organization
Philippines



Olga Wiatr
MARECO Polska
Poland



Marius Bobi
TNS CSOP
Romania



Natalia Lvanisheva
ROMIR
Russian Federation



Mohammad M.Aayed
PARC
Saudi Arabia



Sladjana Brakus
TNS Medium Gallup
Serbia



Patson Gasura
Topline Research
Solution
South Africa



Luciano Miguel
Instituto DYM, S.A
Spain



Dr. Johan Lilliecreutz
CMA Research
Sweden



Barbara Schumacher
ISOPUBLIC
Switzerland



Nebil Belaam
EMRHOD
Tunisia



PervinOlgun Barem
Research
Turkey



Cindy Kaminski
Trig
USA

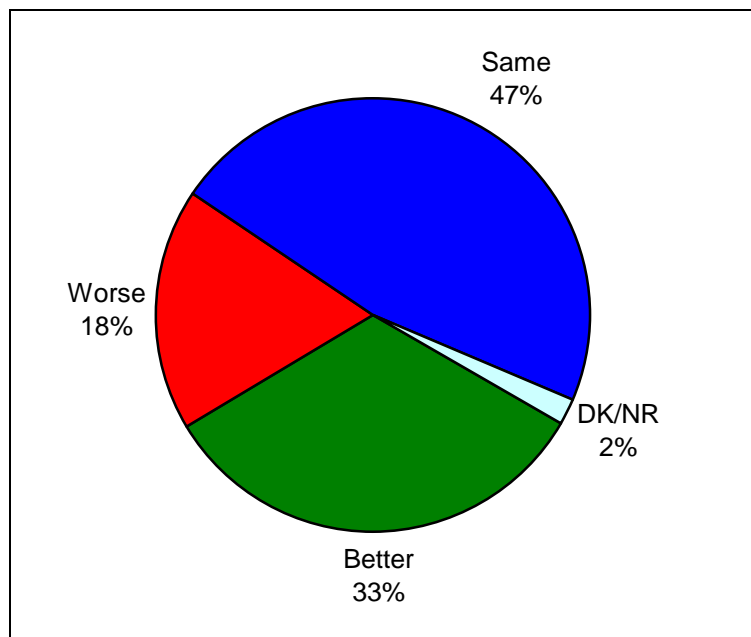


Beth Owen
Indochina Research
Vietnam



Graph for Hope and Despair in Germany for Year 2011

Question: **So far as you are concerned do you think that 2012 will be better or worse than 2011?**



Source: Annual Global Barometer on Hope and Despair conducted by affiliates of WIN-Gallup International Association. See details on: www.gallup.com.pk, www.gallup-international.com/

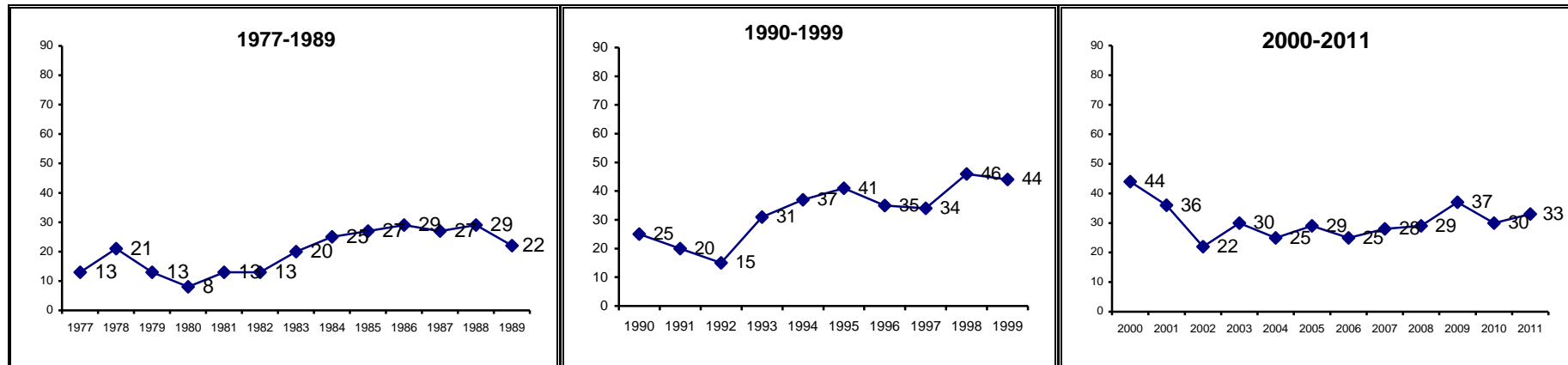
(Note applicable for all tables ahead): Rounding off to 100:
When the total does not add up to 100, it is because of rounding off issues.



Trend of Hope and Despair in Germany
1977-2011
(for all years for which data are available)

The trend of
Hope and Despair in Germany
(1977-2011)

HOPE



Year	1977	1978	1979	1980	1981	1982	1983	1984	1985	1986	1987	1988	1989	1990	1991	1992	1993	1994	1995	1996	1997	1998	1999
Hope	13	21	13	8	13	13	20	25	27	29	27	29	22	25	20	15	31	37	41	35	34	46	44

Year	2000	2001	2002	2003	2004	2005	2006	2007	2008	2009	2010	2011
Hope	44	36	22	30	25	29	25	28	29	37	30	33

Percent of Respondents

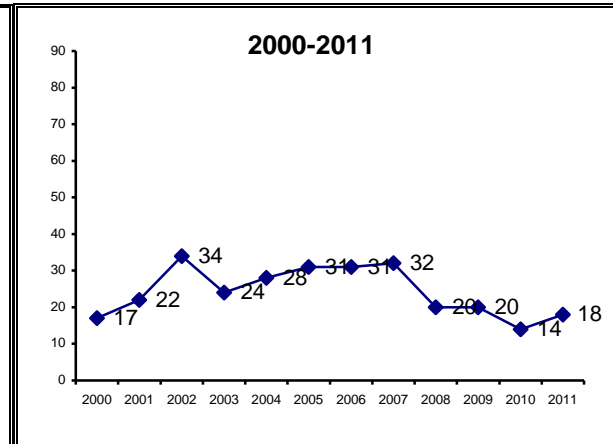
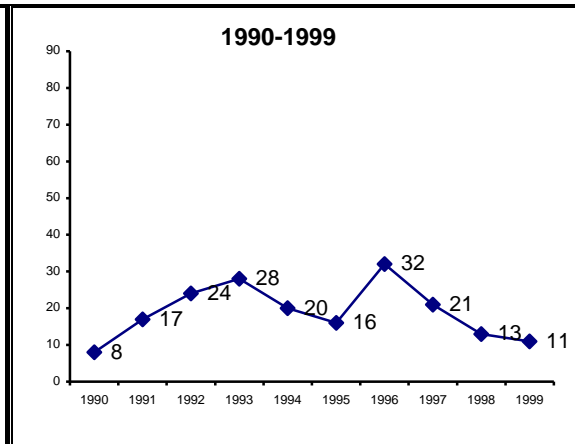
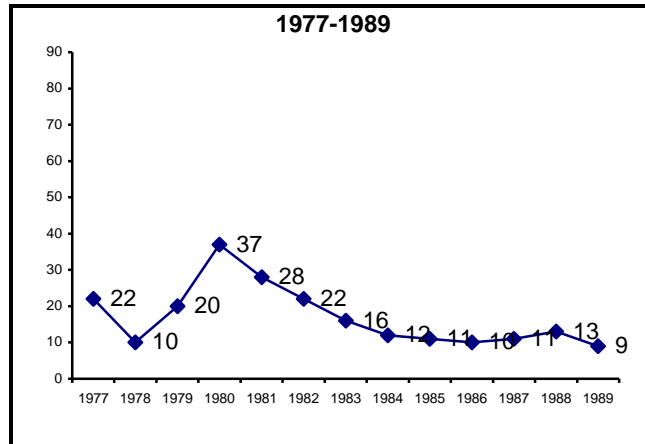
Source: Annual Global Barometer on Hope and Despair conducted by affiliates of WIN-Gallup International Association. See details on: www.gallup.com.pk, www.gallup-international.com/





Trend of Hope and Despair in Germany
 1977-2011
 (for all years for which data are available)

DESPAIR



Year	1977	1978	1979	1980	1981	1982	1983	1984	1985	1986	1987	1988	1989	1990	1991	1992	1993	1994	1995	1996	1997	1998	1999
Despair	22	10	20	37	28	22	16	12	11	10	11	13	9	8	17	24	28	20	16	32	21	13	11

Year	2000	2001	2002	2003	2004	2005	2006	2007	2008	2009	2010	2011
Despair	17	22	34	24	28	31	31	32	20	20	14	18

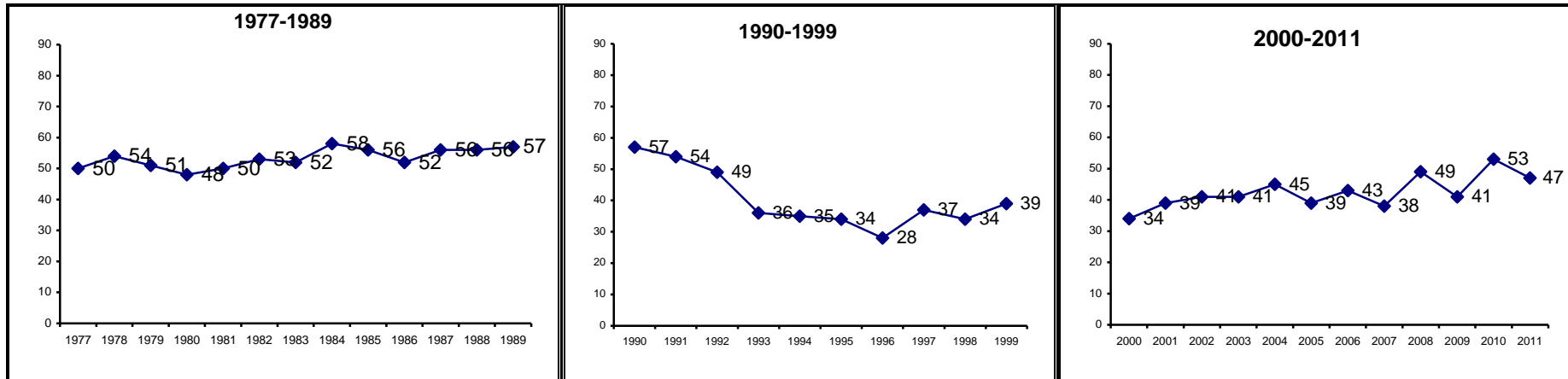
Source: Annual Global Barometer on Hope and Despair conducted by affiliates of WIN-Gallup International Association. See details on: www.gallup.com.pk, www.gallup-international.com/





Trend of Hope and Despair in Germany
 1977-2011
 (for all years for which data are available)


NO CHANGE



	Percent of Respondents																						
Year	1977	1978	1979	1980	1981	1982	1983	1984	1985	1986	1987	1988	1989	1990	1991	1992	1993	1994	1995	1996	1997	1998	1999
No change	50	54	51	48	50	53	52	58	56	52	56	56	57	57	54	49	36	35	34	28	37	34	39

Year	2000	2001	2002	2003	2004	2005	2006	2007	2008	2009	2010	2011
No change	34	39	41	41	45	39	43	38	49	41	53	47

Source: Annual Global Barometer on Hope and Despair conducted by affiliates of WIN-Gallup International Association. See details on: www.gallup.com.pk, www.gallup-international.com/





Trend of Hope and Despair in Germany
1977-2011
(for all years for which data are available)

Hope and Despair in Germany

Question: **So far as you are concerned do you think that 2012 will be better or worse than 2011?**

Percent of Respondents

Serial #	Year	Better (%)	Same (%)	Worse (%)	DK/NR (%)
1	1977	13	50	22	15
2	1978	21	54	10	15
3	1979	13	51	20	16
4	1980	8	48	37	7
5	1981	13	50	28	9
6	1982	13	53	22	12
7	1983	20	52	16	12
8	1984	25	58	12	5
9	1985	27	56	11	6
10	1986	29	52	10	9
11	1987	27	56	11	7
12	1988	29	56	13	3
13	1989	22	57	9	12
14	1990	25	57	8	10
15	1991	20	54	17	9
16	1992	15	49	24	12
17	1993	31	36	28	5
18	1994	37	35	20	8
19	1995	41	34	16	9
20	1996	35	28	32	5
21	1997	34	37	21	8
22	1998	46	34	13	7
23	1999	44	39	11	6
24	2000	44	34	17	5
25	2001	36	39	22	3
26	2002	22	41	34	3
27	2003	30	41	24	5
28	2004	25	45	28	2
29	2005	29	39	31	2
30	2006	25	43	31	0
31	2007	28	38	32	2
32	2008	29	49	20	2
33	2009	37	41	20	3
34	2010	30	53	14	3
35	2011	33	47	18	2

Source: Annual Global Barometer on Hope and Despair conducted by affiliates of WIN-Gallup International Association. See details on: www.gallup.com.pk, www.gallup-international.com/





Economic prosperity in Germany

Question: **Compared with this year, in your opinion, will next year be a year of economic prosperity, economic difficulty or remain the same?**

Percent of Respondents

Serial #	Years	Economic prosperity (%)	Remain the same (%)	Economic Difficulty (%)	DK/NR (%)
1	1977	10	44	36	10
2	1978	18	44	25	13
3	1979	17	43	27	13
4	1980	4	46	41	9
5	1981	2	39	49	10
6	1987	3	56	31	10
7	1988	11	61	16	12
8	1997	7	34	56	3
9	1998	11	50	36	3
10	1999	23	39	36	2
11	2000	16	51	30	3
12	2001	10	32	56	2
13	2002	4	28	67	1
14	2003	11	45	44	0
15	2004	6	45	48	1
16	2005	15	44	40	2
17	2006	15	47	36	2
18	2007	14	46	39	1
19	2008	3	22	74	1
20	2009	10	40	50	1
21	2010	25	51	22	2
22	2011	8	44	48	1

Source: Annual Global Barometer on Hope and Despair conducted by affiliates of WIN-Gallup International Association. See details on: www.gallup.com.pk, www.gallup-international.com/





Trend of Hope and Despair in Germany
1977-2011
(for all years for which data are available)

Unemployment in Germany

Question: **In the next 12 months do you expect the number of unemployed in ... (YOUR COUNTRY) to increase a lot, to increase slightly, remain the same, fall slightly or fall a lot?**

Percent of Respondents

Serial #	Years	Increase a lot (%)	Increase slight (%)	Remain the same (%)	Fall Slight (%)	Fall a lot (%)	DK/NR (%)
1	1997	23	48	15	10	2	2
2	1998	6	21	35	33	3	2
3	1999	7	28	32	29	2	2
4	2000	5	25	28	36	4	2
5	2001	16	47	21	12	2	2
6	2002	22	44	19	11	3	1
7	2003	16	41	25	14	3	1
8	2004	17	51	18	11	2	1
9	2005	9	26	32	31	1	2
10	2006	8	24	32	31	4	1
11	2007	4	27	33	33	2	1
12	2008	30	42	12	12	2	1
13	2009	22	47	17	9	4	2
14	2010	4	23	29	37	4	3

Source: Annual Global Barometer on Hope and Despair conducted by affiliates of WIN-Gallup International Association. See details on: www.gallup.com.pk, www.gallup-international.com/





Employment in Germany

Question: **Are you now in paid employment - either full time or part time?**

Percent of Respondents

Serial #	Years	Full time (%)	Part time (%)	No (%)
1	1997	38	8	54
2	1998	36	14	50
3	1999	37	12	51
4	2000	36	13	51
5	2001	34	12	54
6	2002	29	10	61
7	2003	30	15	55
8	2004	33	13	54
9	2005	33	13	54
10	2006	32	10	58
11	2007	28	17	54
12	2008	31	16	53
13	2009	33	14	53
14	2010	34	13	52

Source: Annual Global Barometer on Hope and Despair conducted by affiliates of WIN-Gallup International Association. See details on: www.gallup.com.pk, www.gallup-international.com/



Job security in Germany

Question: **Do you think your present job is safe, or do you think there's a chance you may become unemployed?**

Percent of Respondents

Serial #	Years	Present job safe (%)	Chance of unemployment (%)	DK/NR (%)
1	1997	70	27	3
2	1998	71	26	3
3	1999	76	23	1
4	2000	75	21	4
5	2001	79	19	2
6	2002	74	26	0
7	2003	65	32	3
8	2004	65	34	1
9	2005	68	29	4
10	2006	77	21	2
11	2007	79	21	0
12	2008	77	20	2
13	2009	75	24	1
14	2010	79	21	1

Source: Annual Global Barometer on Hope and Despair conducted by affiliates of WIN-Gallup International Association. See details on: www.gallup.com.pk, www.gallup-international.com/





Trend of Hope and Despair in Germany
1977-2011
(for all years for which data are available)

Ease of Job in Germany

Question: **If you became unemployed, do you think you'd be able to find a new job fairly quickly, or do you think it might take longer?**

Percent of Respondents

Serial #	Years	New job quickly (%)	May take longer (%)	Wouldn't look (%)	DK/NR (%)
1	1997	41	55	2	2
2	1998	49	46	1	4
3	1999	51	44	3	2
4	2000	56	41	1	1
5	2001	50	44	2	4
6	2002	41	57	1	1
7	2003	36	57	1	6
8	2004	37	60	1	2
9	2005	34	61	2	3
10	2006	44	50	0	5
11	2007	43	54	1	2
12	2008	45	48	3	4
13	2009	40	53	3	4
14	2010	45	49	1	5

Source: Annual Global Barometer on Hope and Despair conducted by affiliates of WIN-Gallup International Association. See details on: www.gallup.com.pk, www.gallup-international.com/





Celebrating 34 years of The World's Leading Global Barometer (1977-2011)

For more details :

Rushna Shahid
Assisting Gallup International
Opinion Research Group
Tele: +92-51-2655630
Fax : +92-51-2655632
Email: rushna.shahid@gallup.com.pk

Irene Zuettel
Gallup International
Zurich
Tele: +41 (0) 44 806 6650
Fax : +41 (0) 44 806 6660
Email:jirene.zuettel@gallup-international.com

Disclaimer: Gallup International Association is not related to Gallup Inc., headquartered in Washington D.C which is no longer a member of Gallup International Association. Gallup International Association does not accept responsibility for opinion polling other than its own. For further details see website: www.Gallup-international.com