



Prepared on
December 31, 2011

Global Barometer on Hope and Despair

France

Trend data: 1977-2011

(for all years for which data are available)

Volume 2: Country Report Series



Courtesy:

The preparation of this Report and compilation of the trend data (1977-2011) has been done with the courtesy of Gallup Pakistan (www.gallup.com.pk) and Gilani Research Foundation (www.gilanifoundation.com) as a public service for members of Gallup International Association. For any further details please contact: Rushna.Shahid@gallup.com.pk

Disclaimer: Gallup International Association or its members are not related to Gallup Inc., headquartered in Washington D.C which is no longer a member of Gallup International Association. Gallup International Association does not accept responsibility for opinion polling other than its own. We require that our surveys be credited fully as Gallup International (not Gallup or Gallup Poll). For further details see website: www.Gallup-international.com



FOREWORD

**The World's First and the Leading
Global Barometer**

The Global Barometer of Hope and Despair, conducted on the eve of every new year since 1977, happens to be the world's first Global Barometer. It was initiated and led by the renowned pollster Dr. George Gallup in that year and has since been conducted annually by research institutes affiliated with Gallup International and other associated research institutions. In 2011 we will be celebrating 34 years of its success.

In 1977 the world was still a stranger to modern computing machines on everyone's desk. It was a world in which the old Main Frame computers were available to the fortunate. Others performed their tasks in more primitive ways. The mode of communication was the Post Office supplemented by what was known as the "Telegraph and Telex Machine". Despite these limitations, the first Global Barometer was conducted by 22 Gallup International Association members across the globe. They included all the G7 countries as well as key countries from all continents. The number of countries has since risen considerably and the survey now covers a highly representative sample of global population. In 2011 the survey covers 58 countries from all parts of Asia, Africa, Latin America and Australasia.

Considering that the Global Barometer was initiated in 1977 under conditions which would now seem primitive by way of international communications as well as information technology, the archives of the Global Barometer were not in a position to present trend data in usable form. It has taken some effort to construct time series data.


It was a proud privilege for Gallup Pakistan to have accomplished that task in 2010. Despite being relatively limited in its scope, the trend data information is now usable and amendable to updation. It has been updated for the latest year (EOY: 2011)

In the covers of these pages you will find a simple computation of the top lines of country data for all years when the survey was conducted in that country. We hope that we will further refine these Reports, in due course of time.

We would particularly like to thank the team at Gallup Pakistan as well as Ms. Armida Wagman at the Gallup International Secretariat who in 2010 helped compile the trend data for the first 33 years of the series. We very much hope that with the active support of the Expert Group on Opinion Research (details on the Blog of the Group) at WIN-Gallup International we will be able to further pursue this task.

Jean-Marc Leger
President WIN-Gallup International
and

Dr. Ijaz Shafi Gilani
Chair, Expert Group on Opinion Research
WIN-Gallup International (gilani@gallup.com.pk)
December 20, 2011





WIN-Gallup International Team of

END OF YEAR SURVEY: 2011

OPINION RESEARCH GROUP

1- Panel of Experts



Matthew Warshaw
Afghanistan



Helio Gastaldi
Brazil



Dave Scholz
Canada



Celine Bracq
France



Inahiro Suzuki
Japan



Margit Cleveland
Kenya



Elida Medarovska
Macedonia



John Smurthwaite
Malaysia



Natalia Ivanisheva
Russia



Carlos Clavero
Spain

2- Research Team for EOY 2011 (Gallup Pakistan)



Manzer Ehsan



Hammad Irshad




Tahmina Shoaib

3- Project Managers



Sara Salam
Pakistan



Rushna Shahid
Pakistan

4- Team Head



Klaus-Peter Schoeppner
Germany



Dr. Ijaz Shafi Gilani
Pakistan

5- President WIN-GIA



Jean-March Langer
Canada





Trend of Hope and Despair in France
1977-2011
(for all years for which data are available)

6- Global Research Team

(In alphabetical order of Country Name)

Name/Company/Country	Picture	Name/Company/Country	Picture
Assen Blagoev ACSOR-Surveys Afghanistan		Gerardo Tuñón Corti IBOPE Inteligencia Argentina	
Aram Navasardyan MPG LLC Armenia		Bianca Mazzaferro Colmar Brunton Australia	
Ingrid Lusk Osterreichisches Gallup-Institute Austria		Ashraf Hajiyev SIAR Media Azerbaijan	
Marc Dumoulin Dedicated Research Belgium		Aida Hadziavdic-Begovic Mareco Index Bosnia	
Laure IBOPE Inteligencia Brazil		Mila Grigorova BBSS Bulgaria	
Arnauld Zeufack RMS Cameroon Cameroon		Sarah Weill Leger Marketing Canada	
Zhou Xin CRC-Research China		Jan Trojacek MARECO Praha Czech Republic	
Cristina Querubin Centro Nacional de Consultoria Colombia		Roger Elsted DMA/ Research Denmark	
Carlos A. Cordova Cedatos Ecuador		Dr. Sherine Zakama Rada Research & Public Relations Co. Egypt	
Tim Wilson Tebbutt Research Fiji Islands		Jari Pajunen Taloustutkimus Oy Finland	
Celine Bracq BVA France		Merab Pachulia GORBI Georgia	
Johannes Huxoll TNS Emnid Germany		Femi Laoye RMSI Ghana Ghana	
Christy Szeto Consumer Search Group Hong Kong		Vilborg Helga Hardardottir Capacent Iceland Iceland	
Yashwant Deshmukh C Voter India		Dr. Munqih Dagher IIACSS Iraq	
Sinead Mooney Red C Research and Marketing Ireland		Paolo Colombo DOXA Italy	





Trend of Hope and Despair in France
1977-2011
(for all years for which data are available)



Hisako Kumada
Nippon Research
Center (NRC)
Japan



Hyunjeong Jung
Gallup Korea
Korea



Selim Saad
REACH
Lebanon



Inga Nausėdiene
UAB RAIT
Lithuania



Ivana Todevska
BRIMA
Macedonia



Christian Batte
BJ Group
Morocco



Imre van Rooijen
Market Response
Netherlands



Josiah Kimanzi
RMS Nigeria
Nigeria




Fatima Idrees
Gallup Pakistan
Pakistan



Dr. Nabil Kukali
Palestine



Gustavo Yrala
DATUM international
Peru



Lawrence A. Dugan
Asia Research
Organization
Philippines



Olga Wiatr
MARECO Polska
Poland



Marius Bobi
TNS CSOP
Romania



Natalia Lvanisheva
ROMIR
Russian Federation



Mohammad M. Aayed
PARC
Saudi Arabia



Sladjana Brakus
TNS Medium Gallup
Serbia



Patson Gasura
Topline Research
Solution
South Africa



Luciano Miguel
Instituto DYM, S.A
Spain



Dr. Johan Lilliecreutz
CMA Research
Sweden



Barbara Schumacher
ISOPUBLIC
Switzerland



Nebil Belaam
EMRHOD
Tunisia



Pervin Olgun Barem
Research
Turkey



Cindy Kaminski
Trig
USA

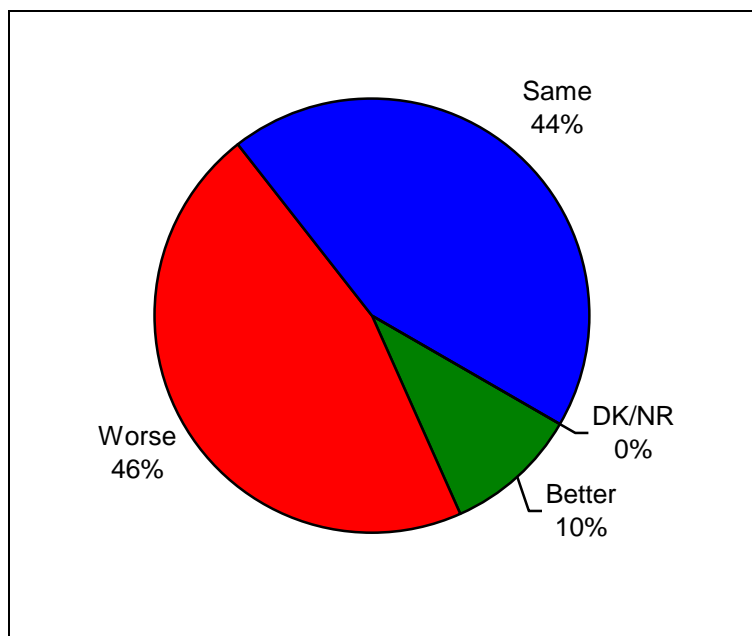


Beth Owen
Indochina Research
Vietnam



Graph for Hope and Despair in France for Year 2011

Question: **So far as you are concerned do you think that 2012 will be better or worse than 2011?**



Source: Annual Global Barometer on Hope and Despair conducted by affiliates of WIN-Gallup International Association. See details on: www.gallup.com.pk, www.gallup-international.com/

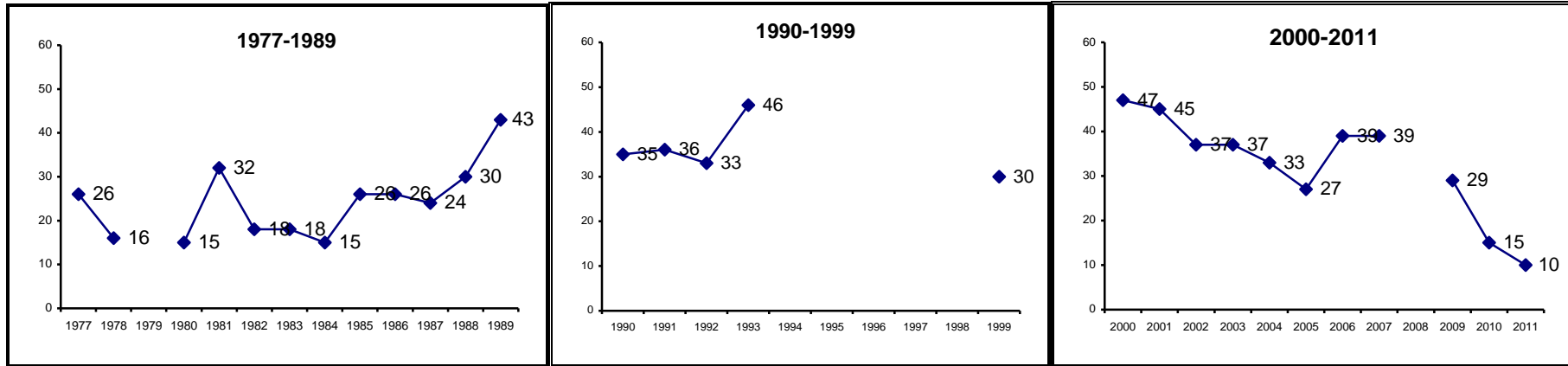
(Note applicable for all tables ahead): Rounding off to 100:
When the total does not add up to 100, it is because of rounding off issues.



Trend of Hope and Despair in France
 1977-2011
 (for all years for which data are available)

The trend of
Hope and Despair in France
 (1977-2011)


HOPE



Note: Reported for all the years for which survey was carried out and data are available.

Year	1977	1978	1980	1981	1982	1983	1984	1985	1986	1987	1988	1989	1990	1991	1992	1993	1999	2000	2001	2002	2003	2004	2005	2006	2007	2009	2010	2011
Hope	26	16	15	32	18	18	15	26	26	24	30	43	35	36	33	46	30	47	45	37	37	33	27	39	39	29	15	10

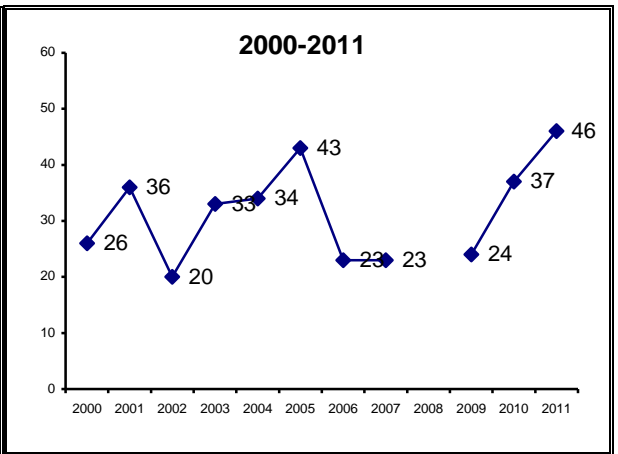
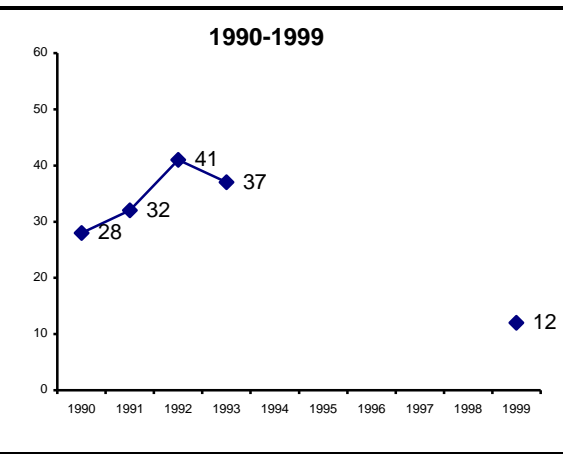
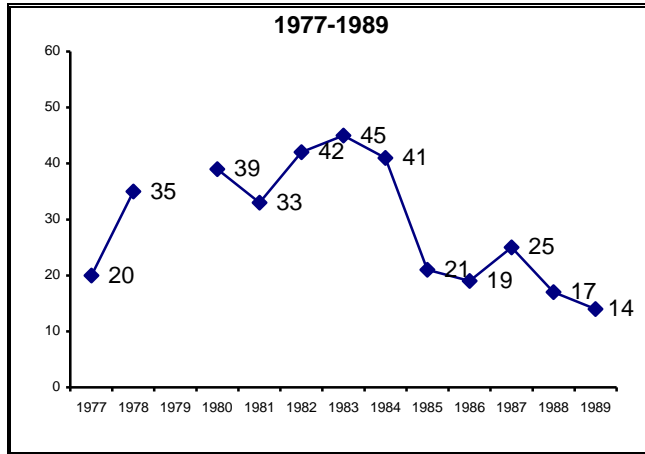
Source: Annual Global Barometer on Hope and Despair conducted by affiliates of WIN-Gallup International Association. See details on: www.gallup.com.pk, www.gallup-international.com/





Trend of Hope and Despair in France
1977-2011
(for all years for which data are available)

DESPAIR



Note: Reported for all the years for which survey was carried out and data are available.

Year	1977	1978	1980	1981	1982	1983	1984	1985	1986	1987	1988	1989	1990	1991	1992	1993	1999	2000	2001	2002	2003	2004	2005	2006	2007	2009	2010	2011
Despair	20	35	39	33	42	45	41	21	19	25	17	14	28	32	41	37	12	26	36	20	33	34	43	23	23	24	37	46

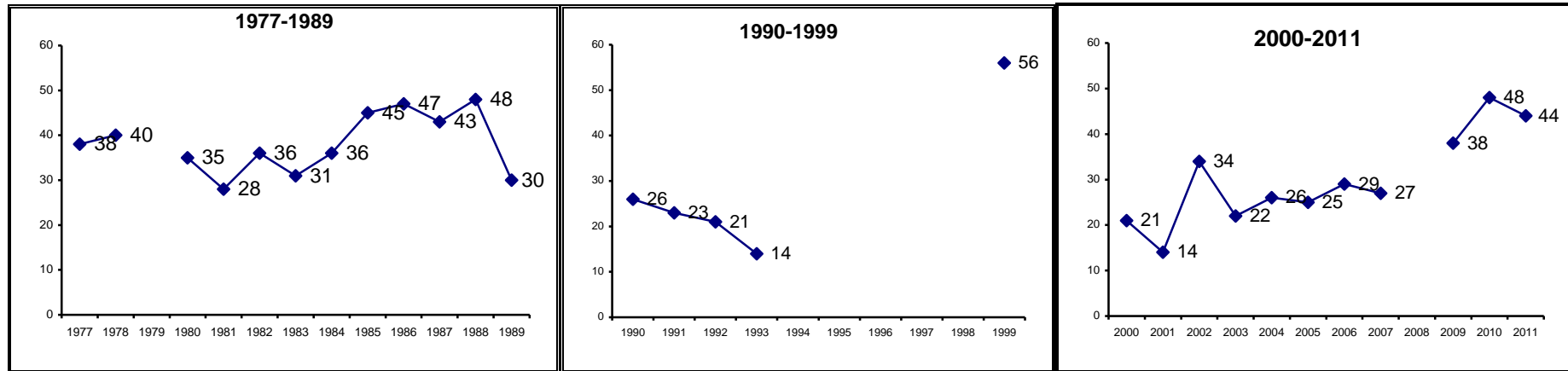
Source: Annual Global Barometer on Hope and Despair conducted by affiliates of WIN-Gallup International Association. See details on: www.gallup.com.pk, www.gallup-international.com/





Trend of Hope and Despair in France
1977-2011
(for all years for which data are available)

NO CHANGE



Note: Reported for all the years for which survey was carried out and data are available.

Year	Percent of Respondents																											
	1977	1978	1980	1981	1982	1983	1984	1985	1986	1987	1988	1989	1990	1991	1992	1993	1999	2000	2001	2002	2003	2004	2005	2006	2007	2009	2010	2011
No change	38	40	35	28	36	31	36	45	47	43	48	30	26	23	21	14	56	21	14	34	22	26	25	29	27	38	48	44

Source: Annual Global Barometer on Hope and Despair conducted by affiliates of WIN-Gallup International Association. See details on: www.gallup.com.pk, www.gallup-international.com/





Trend of Hope and Despair in France
1977-2011
(for all years for which data are available)

Hope and Despair in France

Question: **So far as you are concerned do you think that 2012 will be better or worse than 2011?**

<i>Percent of Respondents</i>					
Serial #	Year	Better	Same	Worse	DK/NR
1	1977	26	38	20	16
2	1978	16	40	35	9
3	1980	15	35	39	11
4	1981	32	28	33	7
5	1982	18	36	42	4
6	1983	18	31	45	6
7	1984	15	36	41	8
8	1985	26	45	21	8
9	1986	26	47	19	8
10	1987	24	43	25	8
11	1988	30	48	17	5
12	1989	43	30	14	13
13	1990	35	26	28	11
14	1991	36	23	32	9
15	1992	33	21	41	5
16	1993	46	14	37	3
17	1999	30	56	12	2
18	2000	47	21	26	6
19	2001	45	14	36	5
20	2002	37	34	20	9
21	2003	37	22	33	8
22	2004	33	26	34	7
23	2005	27	25	43	5
24	2006	39	29	23	9
25	2007	39	27	23	11
26	2009	29	38	24	9
27	2010	15	48	37	0
28	2011	10	44	46	0

Source: Annual Global Barometer on Hope and Despair conducted by affiliates of WIN-Gallup International Association. See details on: www.gallup.com.pk, www.gallup-international.com/





Trend of Hope and Despair in France

1977-2011

(for all years for which data are available)


Economic prosperity in France

Question: **Compared with this year, in your opinion, will next year be a year of economic prosperity, economic difficulty or remain the same?**

Percent of Respondents

Serial #	Years	Economic prosperity	Remain the same	Economic Difficulty	DK/NR
1	1977	11	0	69	20
2	1978	9	0	76	15
3	1980	3	30	60	8
4	1981	10	33	53	5
5	1999	22	53	24	1
6	2000	26	14	58	2
7	2001	15	53	30	2
8	2002	17	47	30	6
9	2003	20	40	36	4
10	2004	17	46	33	4
11	2005	12	46	40	3
12	2006	22	48	24	5
13	2007	17	36	41	6
14	2009	9	34	51	7
15	2010	3	36	61	0
16	2011	2	17	81	0

Source: Annual Global Barometer on Hope and Despair conducted by affiliates of WIN-Gallup International Association. See details on: www.gallup.com.pk, www.gallup-international.com/





Trend of Hope and Despair in France

1977-2011

(for all years for which data are available)

Unemployment in France

Question: In the next 12 months do you expect the number of unemployed in ... (YOUR COUNTRY) to increase a lot, to increase slightly, remain the same, fall slightly or fall a lot?

Percent of Respondents

Serial #	Years	Increase a lot	Increase slight	Remain the same	Fall Slight	Fall a lot	DK/NR
1	1999	6	18	33	39	3	1
2	2000	3	12	30	50	3	2
3	2001	13	43	28	13	1	2
4	2002	17	42	28	10	0	3
5	2003	21	41	22	13	0	3
6	2004	15	37	33	13	0	2
7	2005	11	31	34	20	0	3
8	2006	9	26	34	26	1	4
9	2007	7	26	36	24	0	6
10	2009	40	43	9	5	1	3
11	2010	25	42	21	11	1	

Source: Annual Global Barometer on Hope and Despair conducted by affiliates of WIN-Gallup International Association. See details on: www.gallup.com.pk, www.gallup-international.com/





Trend of Hope and Despair in France

1977-2011

(for all years for which data are available)

Employment in France

Question: **Are you now in paid employment - either full time or part time?**

Percent of Respondents

Serial #	Years	Full time	Part time	No
1	1999	36	12	52
2	2000	44	9	47
3	2001	44	10	46
4	2002	36	11	53
5	2003	36	10	54
6	2004	39	8	53
7	2005	38	8	54
8	2006	39	9	52
9	2007	37	11	52
10	2009	56	11	33
11	2010	40	9	51

Source: Annual Global Barometer on Hope and Despair conducted by affiliates of WIN-Gallup International Association. See details on: www.gallup.com.pk, www.gallup-international.com/





Trend of Hope and Despair in France

1977-2011

(for all years for which data are available)

Job security in France

Question: **Do you think your present job is safe, or do you think there's a chance you may become unemployed?**

Percent of Respondents

Serial #	Years	Present job safe	Chance of unemployment	DK/NR
1	1999	78	21	1
2	2000	71	28	1
3	2001	71	27	2
4	2002	65	32	3
5	2003	69	29	2
6	2004	62	35	3
7	2005	64	33	3
8	2006	70	29	1
9	2007	70	29	1
10	2009	48	43	9
11	2010	59	40	1

Source: Annual Global Barometer on Hope and Despair conducted by affiliates of WIN-Gallup International Association. See details on: www.gallup.com.pk, www.gallup-international.com/





Trend of Hope and Despair in France

1977-2011

(for all years for which data are available)

Ease of Job in France

Question: **If you became unemployed, do you think you'd be able to find a new job fairly quickly, or do you think it might take longer?**

Percent of Respondents

Serial #	Years	New job quickly	May take longer	Wouldn't look	DK/NR
1	1999	44	50	5	1
2	2000	51	44	3	2
3	2001	48	46	4	2
4	2002	52	40	4	4
5	2003	42	48	5	5
6	2004	44	49	3	4
7	2005	44	45	6	5
8	2006	48	45	4	3
9	2007	45	47	.	8
10	2009	26	53	4	16
11	2010	32	61	6	1

Source: Annual Global Barometer on Hope and Despair conducted by affiliates of WIN-Gallup International Association. See details on: www.gallup.com.pk, www.gallup-international.com/





Celebrating 34 years of The World's Leading Global Barometer (1977-2011)

For more details :

Rushna Shahid
Assisting Gallup International
Opinion Research Group
Tele: +92-51-2655630
Fax : +92-51-2655632
Email: rushna.shahid@gallup.com.pk

Irene Zuettel
Gallup International
Zurich
Tele: +41 (0) 44 806 6650
Fax : +41 (0) 44 806 6660
Email:jirene.zuettel@gallup-international.com

Disclaimer: Gallup International Association is not related to Gallup Inc., headquartered in Washington D.C which is no longer a member of Gallup International Association. Gallup International Association does not accept responsibility for opinion polling other than its own. For further details see website: www.Gallup-international.com