



Prepared on
December 31, 2011

Global Barometer on Hope and Despair

Egypt

Trend data: 1977-2011

(for all years for which data are available)

Volume 2: Country Report Series



Courtesy:

The preparation of this Report and compilation of the trend data (1977-2011) has been done with the courtesy of Gallup Pakistan (www.gallup.com.pk) and Gilani Research Foundation (www.gilanifoundation.com) as a public service for members of Gallup International Association. For any further details please contact: Rushna.Shahid@gallup.com.pk

Disclaimer: Gallup International Association or its members are not related to Gallup Inc., headquartered in Washington D.C which is no longer a member of Gallup International Association. Gallup International Association does not accept responsibility for opinion polling other than its own. We require that our surveys be credited fully as Gallup International (not Gallup or Gallup Poll). For further details see website: www.Gallup-international.com



FOREWORD

The World's First and the Leading Global Barometer

The Global Barometer of Hope and Despair, conducted on the eve of every new year since 1977, happens to be the world's first Global Barometer. It was initiated and led by the renowned pollster Dr. George Gallup in that year and has since been conducted annually by research institutes affiliated with Gallup International and other associated research institutions. In 2011 we will be celebrating 34 years of its success.

In 1977 the world was still a stranger to modern computing machines on everyone's desk. It was a world in which the old Main Frame computers were available to the fortunate. Others performed their tasks in more primitive ways. The mode of communication was the Post Office supplemented by what was known as the "Telegraph and Telex Machine". Despite these limitations, the first Global Barometer was conducted by 22 Gallup International Association members across the globe. They included all the G7 countries as well as key countries from all continents. The number of countries has since risen considerably and the survey now covers a highly representative sample of global population. In 2011 the survey covers 58 countries from all parts of Asia, Africa, Latin America and Australasia.

Considering that the Global Barometer was initiated in 1977 under conditions which would now seem primitive by way of international communications as well as information technology, the archives of the Global Barometer were not in a position to present trend data in usable form. It has taken some effort to construct time series data.


It was a proud privilege for Gallup Pakistan to have accomplished that task in 2010. Despite being relatively limited in its scope, the trend data information is now usable and amendable to updation. It has been updated for the latest year (EOY: 2011)

In the covers of these pages you will find a simple computation of the top lines of country data for all years when the survey was conducted in that country. We hope that we will further refine these Reports, in due course of time.

We would particularly like to thank the team at Gallup Pakistan as well as Ms. Armida Wagman at the Gallup International Secretariat who in 2010 helped compile the trend data for the first 33 years of the series. We very much hope that with the active support of the Expert Group on Opinion Research (details on the Blog of the Group) at WIN-Gallup International we will be able to further pursue this task.

Jean-Marc Leger
President WIN-Gallup International
and

Dr. Ijaz Shafi Gilani
Chair, Expert Group on Opinion Research
WIN-Gallup International (gilani@gallup.com.pk)
December 20, 2011





**WIN-Gallup International Team of
 END OF YEAR SURVEY: 2011**

OPINION RESEARCH GROUP

1- Panel of Experts



Matthew Warshaw
Afghanistan



Helio Gastaldi
Brazil



Dave Scholz
Canada



Celine Bracq
France



Inahiro Suzuki
Japan



Margit Cleveland
Kenya



Elida Medarovska
Macedonia



John Smurthwaite
Malaysia



Natalia Ivanisheva
Russia



Carlos Clavero
Spain

2- Research Team for EOY 2011 (Gallup Pakistan)



Manzer Ehsan



Hammad Irshad



Tahmina Shoab

3- Project Managers



Sara Salam
Pakistan



Rushna Shahid
Pakistan

4- Team Head



Klaus-Peter Schoeppner
Germany




Dr. Ijaz Shafi Gilani
Pakistan

5- President WIN-GIA



Jean-March Langer
Canada






Trend of Hope and Despair in Egypt
1977-2011
(for all years for which data are available)

6- Global Research Team


(In alphabetical order of Country Name)

Name/Company/Country	Picture	Name/Company/Country	Picture
Assem Blagoev ACSOR-Surveys Afghanistan		Aram Navasardyan MPG LLC Armenia	
Gerardo Tuñón Corti IBOPE Inteligencia Argentina		Bianca Mazzaferro Colmar Brunton Australia	
Marc Dumoulin Dedicated Research Belgium		Ingrid Lusk Osterreichisches Gallup-Institute Austria	
Aida Hadziavdic- Begovic Mareco Index Bosnia Bosnia		Ashraf Hajiyev SIAR Media Azerbaijan	
Laure IBOPE Inteligencia Brazil		Mila Grigorova BBSS Bulgaria	
Cristina Querubin Centro Nacional de Consultoria Colombia		Arnauld Zeufack RMS Cameroon Cameroon	
Jan Trojacek MARECO Praha Czech Republic		Sarah Weill Leger Marketing Canada	
Roger Elsted DMA/ Research Denmark		Carlos A. Cordova Cedatos Ecuador	
Dr. Sherine Zaklana Rada Research & Public Relations Co. Egypt		Tim Wilson Tebbutt Research Fiji Islands	
Jari Pajunen Taloustutkimus Oy Finland		Celine Bracq BVA France	
Johaness Huxoll TNS Emnid Germany		Merab Pachulia GORBI Georgia	
Femi Laoye RMSI Ghana Ghana		Johannes Huxoll TNS Emnid Germany	
Christy Szeto Consumer Search Group Hong Kong		Johannes Huxoll TNS Emnid Germany	
Vilborg Helga Hardardottir CapacentIceland Oy Iceland		Johannes Huxoll TNS Emnid Germany	
Yashwant Deshmukh C Voter India		Johannes Huxoll TNS Emnid Germany	
Dr. Munqih Dagher IIACSS Iraq		Johannes Huxoll TNS Emnid Germany	
Sinead Mooney Red C Research and Marketing Ireland		Johannes Huxoll TNS Emnid Germany	
Paolo Colombo DOXA Italy		Johannes Huxoll TNS Emnid Germany	





Trend of Hope and Despair in Egypt
1977-2011
(for all years for which data are available)



Hisako Kumada
Nippon Research
Center (NRC)
Japan



Hyunjeong Jung
Gallup Korea
Korea



Selim Saad
REACH
Lebanon



Inga Nausediene
UAB RAIT
Lithuania



Ivana Todevska
BRIMA
Macedonia



Christian Batte
BJ Group
Morocco



Imre van Rooijen
Market Response
Netherlands



Josiah Kimanzi
RMS Nigeria
Nigeria




Fatima Idrees
Gallup Pakistan
Pakistan



Dr. Nabil Kukali
Palestine



Gustavo Yrala
DATUM international
Peru



Lawrence A. Dugan
Asia Research
Organization
Philippines



Olga Wiatr
MARECO Polska
Poland



Marius Bobi
TNS CSOP
Romania



Natalia Lvanisheva
ROMIR
Russian Federation



Mohammad M.Aayed
PARC
Saudi Arabia



Sladjana Brakus
TNS Medium Gallup
Serbia



Patson Gasura
Topline Research
Solution
South Africa



Luciano Miguel
Instituto DYM, S.A
Spain



Dr. Johan Lilliecreutz
CMA Research
Sweden



Barbara Schumacher
ISOPUBLIC
Switzerland



Nebil Belaam
EMRHOD
Tunisia



PervinOlgun Barem
Research
Turkey



Cindy Kaminski
Trig
USA

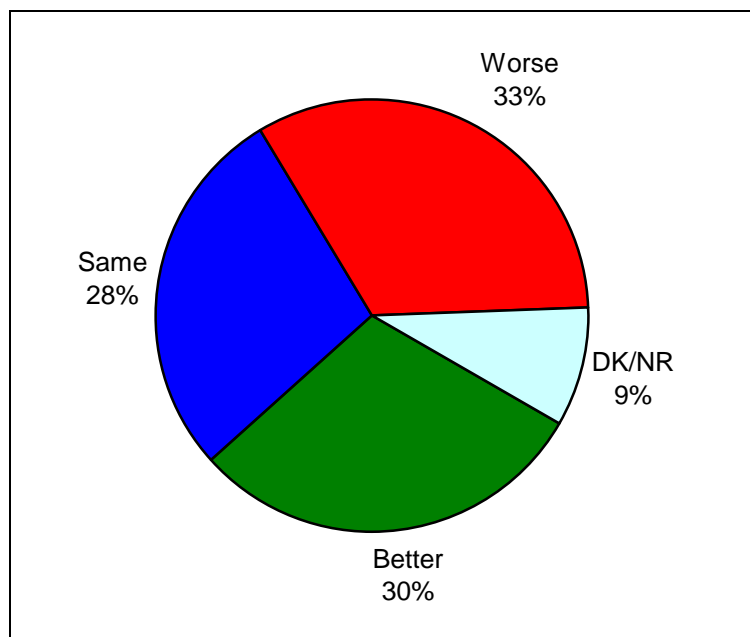


Beth Owen
Indochina Research
Vietnam



Graph for Hope and Despair in Egypt for Year 2011

Question: **So far as you are concerned do you think that 2012 will be better or worse than 2011?**



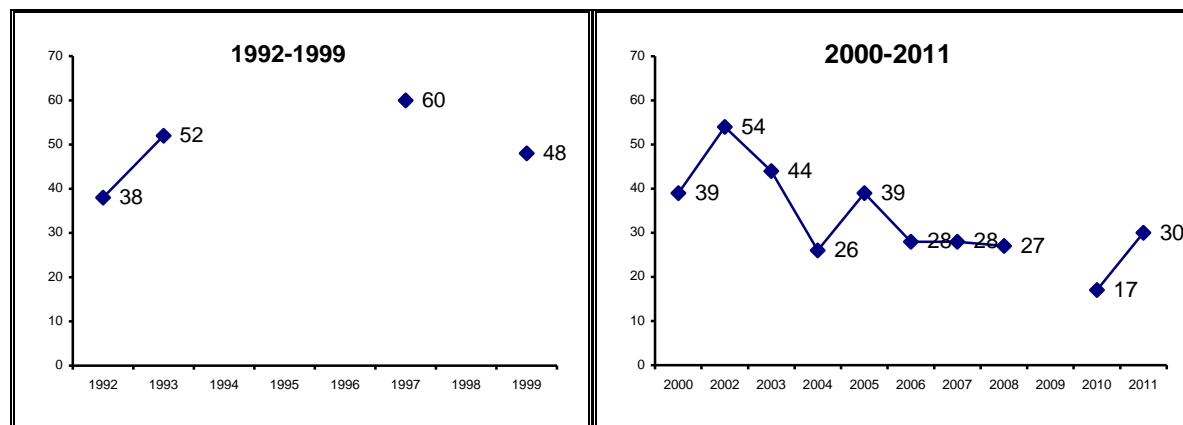
Source: Annual Global Barometer on Hope and Despair conducted by affiliates of WIN-Gallup International Association. See details on: www.gallup.com.pk, www.gallup-international.com/

(Note applicable for all tables ahead): Rounding off to 100:
When the total does not add up to 100, it is because of rounding off issues.



The trend of
Hope and Despair in Egypt
(1992-2011)

HOPE



Note: Reported for all the years for which survey was carried out and data are available.

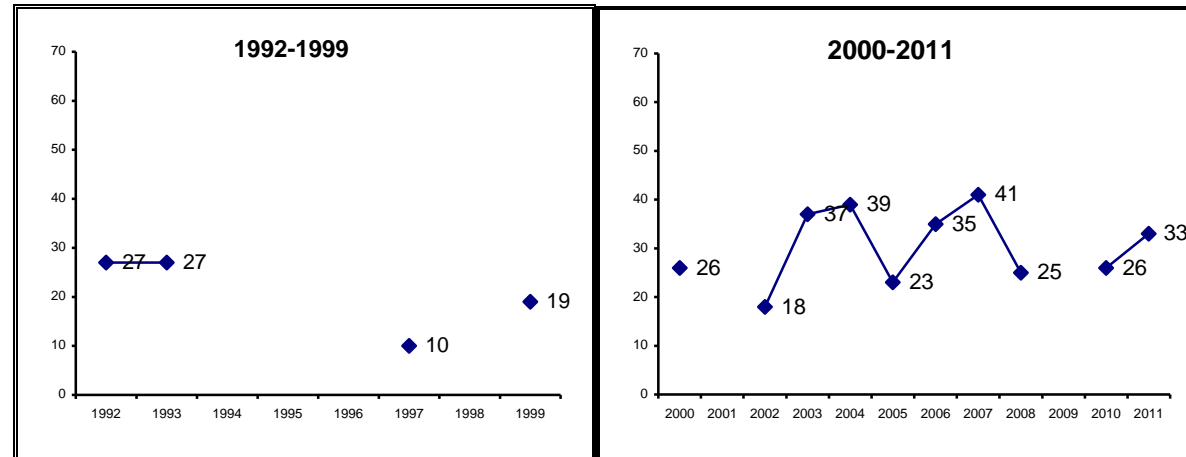
Year	1992	1993	1997	1999	2000	2002	2003	2004	2005	2006	2007	2008	2010	2011
Hope	38	52	60	48	39	54	44	26	39	28	28	27	17	30

Source: Annual Global Barometer on Hope and Despair conducted by affiliates of WIN-Gallup International Association. See details on: www.gallup.com.pk, www.gallup-international.com/



Trend of Hope and Despair in Egypt
1977-2011
(for all years for which data are available)

DESPAIR



Note: Reported for all the years for which survey was carried out and data are available.

Percent of Respondents

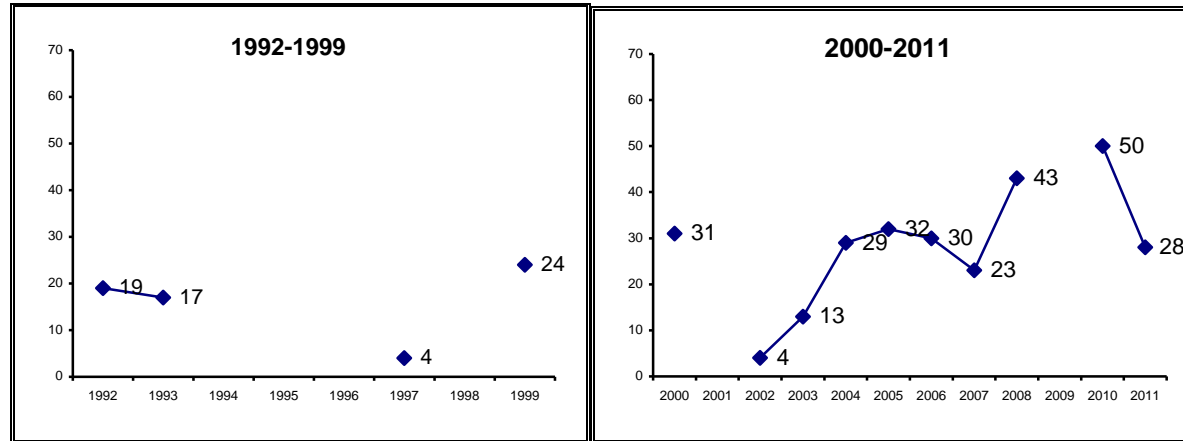
Year	1992	1993	1997	1999	2000	2002	2003	2004	2005	2006	2007	2008	2010	2011
Despair	27	27	10	19	26	18	37	39	23	35	41	25	26	33

Source: Annual Global Barometer on Hope and Despair conducted by affiliates of WIN-Gallup International Association. See details on: www.gallup.com.pk, www.gallup-international.com/



Trend of Hope and Despair in Egypt
1977-2011
(for all years for which data are available)

NO CHANGE



Note: Reported for all the years for which survey was carried out and data are available.

Percent of Respondents

Year	1992	1993	1997	1999	2000	2002	2003	2004	2005	2006	2007	2008	2010	2011
No change	19	17	4	24	31	4	13	29	32	30	23	43	50	28

Source: Annual Global Barometer on Hope and Despair conducted by affiliates of WIN-Gallup International Association. See details on: www.gallup.com.pk, www.gallup-international.com/



Hope and Despair in Egypt

Question: **So far as you are concerned do you think that 2012 will be better or worse than 2011?**

Percent of Respondents

Serial #	Year	Better	Same	Worse	DK/NR
1	1992	38	19	27	18
2	1993	52	17	27	4
3	1997	60	4	10	26
4	1999	48	24	19	9
5	2000	39	31	26	4
6	2002	54	4	18	24
7	2003	44	13	37	6
8	2004	26	29	39	6
9	2005	39	32	23	6
10	2006	28	30	35	6
11	2007	28	23	41	8
12	2008	27	43	25	4
13	2010	17	50	26	7
14	2011	30	28	33	9

Source: Annual Global Barometer on Hope and Despair conducted by affiliates of WIN-Gallup International Association. See details on: www.gallup.com.pk, www.gallup-international.com/



Economic prosperity in Egypt

Question: **Compared with this year, in your opinion, will next year be a year of economic prosperity, economic difficulty or remain the same?**

Percent of Respondents

Serial #	Years	Economic prosperity	Remain the same	Economic Difficulty	DK/NR
1	1997	46	11	37	6
2	1999	43	30	22	5
3	2000	39	16	40	5
4	2003	17	12	68	3
5	2004	11	34	50	5
6	2006	0	0	0	0
7	2008	20	42	33	5
8	2010	13	39	40	8
9	2011	20	25	44	11

Source: Annual Global Barometer on Hope and Despair conducted by affiliates of WIN-Gallup International Association. See details on: www.gallup.com.pk, www.gallup-international.com/



Trend of Hope and Despair in Egypt

1977-2011

(for all years for which data are available)

Unemployment in Egypt

Question: In the next 12 months do you expect the number of unemployed in ... (YOUR COUNTRY) to increase a lot, to increase slightly, remain the same, fall slightly or fall a lot?

Percent of Respondents

Serial #	Years	Increase a lot	Increase slight	Remain the same	Fall Slight	Fall a lot	DK/NR
1	1997	29	13	5	34	14	5
2	1999	16	15	20	31	16	2
3	2000	15	13	25	36	8	3
4	2003	71	16	3	9	0	1
5	2004	33	38	17	8	0	3
6	2006	0	0	0	0	0	0
7	2010	19	26	36	11	2	6

Source: Annual Global Barometer on Hope and Despair conducted by affiliates of WIN-Gallup International Association. See details on: www.gallup.com.pk, www.gallup-international.com/





Employment in Egypt

Question: **Are you now in paid employment - either full time or part time?**

Percent of Respondents

Serial #	Years	Full time	Part time	No
1	1997	28	8	64
2	1999	46	9	45
3	2000	52	11	37
4	2002	31	6	63
5	2003	36	11	53
6	2004	35	17	48
7	2005	52	9	39
8	2006	45	11	44
9	2007	45	12	43
10	2008	33	13	54
11	2010	35	21	44

Source: Annual Global Barometer on Hope and Despair conducted by affiliates of WIN-Gallup International Association. See details on: www.gallup.com.pk, www.gallup-international.com/



Job security in Egypt

Question: **Do you think your present job is safe, or do you think there's a chance you may become unemployed?**

Percent of Respondents

Serial #	Years	Present job safe	Chance of unemployment	DK/NR
1	1997	36	44	20
2	1999	68	30	2
3	2000	57	39	4
4	2002	65	32	3
5	2003	53	46	1
6	2004	56	38	6
7	2005	55	35	10
8	2006	54	42	4
9	2007	62	36	2
10	2008	55	37	7
11	2010	32	65	3

Source: Annual Global Barometer on Hope and Despair conducted by affiliates of WIN-Gallup International Association. See details on: www.gallup.com.pk, www.gallup-international.com/



Trend of Hope and Despair in Egypt
1977-2011
(for all years for which data are available)

Ease of Job in Egypt

Question: If you became unemployed, do you think you'd be able to find a new job fairly quickly, or do you think it might take longer?

Percent of Respondents

Serial #	Years	New job quickly	May take longer	Wouldn't look	DK/NR
1	1997	14	86	0	0
2	1999	20	57	12	11
3	2000	16	62	8	14
4	2002	11	61	22	6
5	2003	14	77	2	7
6	2004	12	66	13	10
7	2005	7	62	18	13
8	2006	8	69	16	7
9	2007	13	70	10	6
10	2008	7	75	14	3
11	2010	2	77	11	10

Source: Annual Global Barometer on Hope and Despair conducted by affiliates of WIN-Gallup International Association. See details on: www.gallup.com.pk, www.gallup-international.com/



Celebrating 34 years of The World's Leading Global Barometer (1977-2011)

For more details :

Rushna Shahid
Assisting Gallup International
Opinion Research Group
Tele: +92-51-2655630
Fax : +92-51-2655632
Email: rushna.shahid@gallup.com.pk

Irene Zuettel
Gallup International
Zurich
Tele: +41 (0) 44 806 6650
Fax : +41 (0) 44 806 6660
Email:jirene.zuettel@gallup-international.com

Disclaimer: Gallup International Association is not related to Gallup Inc., headquartered in Washington D.C which is no longer a member of Gallup International Association. Gallup International Association does not accept responsibility for opinion polling other than its own. For further details see website: www.Gallup-international.com