



Prepared on  
December 31, 2011

## Global Barometer on Hope and Despair

# Azerbaijan

Trend data: 1977-2011

(for all years for which data are available)

## Volume 2: Country Report Series



**Courtesy:**

The preparation of this Report and compilation of the trend data (1977-2011) has been done with the courtesy of Gallup Pakistan ([www.gallup.com.pk](http://www.gallup.com.pk)) and Gilani Research Foundation ([www.gilanifoundation.com](http://www.gilanifoundation.com)) as a public service for members of Gallup International Association. For any further details please contact: [Rushna.Shahid@gallup.com.pk](mailto:Rushna.Shahid@gallup.com.pk)

**Disclaimer:** Gallup International Association or its members are not related to Gallup Inc., headquartered in Washington D.C which is no longer a member of Gallup International Association. Gallup International Association does not accept responsibility for opinion polling other than its own. We require that our surveys be credited fully as Gallup International (not Gallup or Gallup Poll). For further details see website: [www.Gallup-international.com](http://www.Gallup-international.com)



**FOREWORD**

# **The World's First and the Leading Global Barometer**

The Global Barometer of Hope and Despair, conducted on the eve of every new year since 1977, happens to be the world's first Global Barometer. It was initiated and led by the renowned pollster Dr. George Gallup in that year and has since been conducted annually by research institutes affiliated with Gallup International and other associated research institutions. In 2011 we will be celebrating 34 years of its success.

In 1977 the world was still a stranger to modern computing machines on everyone's desk. It was a world in which the old Main Frame computers were available to the fortunate. Others performed their tasks in more primitive ways. The mode of communication was the Post Office supplemented by what was known as the "Telegraph and Telex Machine". Despite these limitations, the first Global Barometer was conducted by 22 Gallup International Association members across the globe. They included all the G7 countries as well as key countries from all continents. The number of countries has since risen considerably and the survey now covers a highly representative sample of global population. In 2011 the survey covers 58 countries from all parts of Asia, Africa, Latin America and Australasia.

Considering that the Global Barometer was initiated in 1977 under conditions which would now seem primitive by way of international communications as well as information technology, the archives of the Global Barometer were not in a position to present trend data in usable form. It has taken some effort to construct time series data.

It was a proud privilege for Gallup Pakistan to have accomplished that task in 2010. Despite being relatively limited in its scope, the trend data information is now usable and amendable to updation. It has been updated for the latest year (EOY: 2011)

In the covers of these pages you will find a simple computation of the top lines of country data for all years when the survey was conducted in that country. We hope that we will further refine these Reports, in due course of time.

We would particularly like to thank the team at Gallup Pakistan as well as Ms. Armida Wagman at the Gallup International Secretariat who in 2010 helped compile the trend data for the first 33 years of the series. We very much hope that with the active support of the Expert Group on Opinion Research (details on the Blog of the Group) at WIN-Gallup International we will be able to further pursue this task.

Jean-Marc Leger  
President WIN-Gallup International  
and

Dr. Ijaz Shafi Gilani  
Chair, Expert Group on Opinion Research  
WIN-Gallup International (gilani@gallup.com.pk)  
December 20, 2011





**Trend of Hope and Despair in Azerbaijan**  
1977-2011  
(for all years for which data are available)

**WIN-Gallup International Team of  
END OF YEAR SURVEY: 2011**

**OPINION RESEARCH GROUP**

**1- Panel of Experts**



Matthew Warshaw  
Afghanistan



Helio Gastaldi  
Brazil



Dave Scholz  
Canada



Celine Bracq  
France



Inahiro Suzuki  
Japan



Margit Cleveland  
Kenya



Elida Medarovska  
Macedonia



John Smurthwaite  
Malaysia



Natalia Ivanisheva  
Russia



Carlos Clavero  
Spain

**2- Research Team for EOY 2011 (Gallup Pakistan)**



Manzer Ehsan



Hammad Irshad



Tahmina Shoab

**3- Project Managers**



Sara Salam  
Pakistan



Rushna Shahid  
Pakistan

**4- Team Head**



Klaus-Peter Schoeppner  
Germany



Dr. Ijaz Shafi Gilani  
Pakistan

**5- President WIN-GIA**



Jean-March Langer  
Canada





**Trend of Hope and Despair in Azerbaijan**  
1977-2011  
(for all years for which data are available)

**6- Global Research Team**


(In alphabetical order of Country Name)

Name/Company/Country	Picture	Name/Company/Country	Picture
Assen Blagoev ACSOR-Surveys Afghanistan		Aram Navasardyan MPG LLC Armenia	
Gerardo Tuñón Corti IBOPE Inteligència Argentina		Bianca Mazzaferro Colmar Brunton Australia	
Marc Dumoulin Dedicated Research Belgium		Ingrid Lusk Osterreichisches Gallup-Institute Austria	
Aida Hadziavdic-Begovic Mareco Index Bosnia		Ashraf Hajiye SIAR Media Azerbaijan	
Laure IBOPE Inteligencia Brazil		Mila Grigorova BBSS Bulgaria	
Zhou Xin CRC-Research China		Arnauld Zeufack RMS Cameroon Cameroon	
Cristina Querubin Centro Nacional de Consultoria Colombia		Sarah Weill Leger Marketing Canada	
Jan Trojacek MARECO Praha Czech Republic		Dr. Sherine Zaklana Rada Research & Public Relations Co. Egypt	
Tim Wilson Tebbutt Research Fiji Islands		Roger Elsted DMA/ Research Denmark	
Jari Pajunen Taloustutkimus Oy Finland		Carlos A. Cordova Cedatos Ecuador	
Celine Bracq BVA France		Dr. Sherine Zaklana Rada Research & Public Relations Co. Egypt	
Merab Pachulia GORBI Georgia		Femi Laoye RMSI Ghana Ghana	
Johannes Huxoll TNS Emnid Germany		Christy Szeto Consumer Search Group Hong Kong	
Yashwant Deshmukh C Voter India		Vilborg Helga Hardardottir Capacent Iceland Iceland	
Dr. Munqijh Dagher IIACSS Iraq		Sinead Mooney Red C Research and Marketing Ireland	
Sinead Mooney Red C Research and Marketing Ireland		Paolo Colombo DOXA Italy	





**Trend of Hope and Despair in Azerbaijan**  
1977-2011  
(for all years for which data are available)



Hisako Kumada  
Nippon Research  
Center (NRC)  
Japan



Hyunjeong Jung  
Gallup Korea  
Korea



Selim Saad  
REACH  
Lebanon



Inga Nausediene  
UAB RAIT  
Lithuania



Ivana Todevska  
BRIMA  
Macedonia



Christian Batte  
BJ Group  
Morocco



Imre van Rooijen  
Market Response  
Netherlands



Josiah Kimanzi  
RMS Nigeria  
Nigeria




Fatima Idrees  
Gallup Pakistan  
Pakistan




Dr. Nabil Kukali  
Palestine



Gustavo Yrala  
DATUM international  
Peru



Lawrence A. Dugan  
Asia Research  
Organization  
Philippines



Olga Wiatr  
MARECO Polska  
Poland



Marius Bobi  
TNS CSOP  
Romania



Natalia Lvanisheva  
ROMIR  
Russian Federation



Mohammad M.Aayed  
PARC  
Saudi Arabia



Sladjana Brakus  
TNS Medium Gallup  
Serbia



Patson Gasura  
Topline Research  
Solution  
South Africa



Luciano Miguel  
Instituto DYM, S.A  
Spain



Dr. Johan Lilliecreutz  
CMA Research  
Sweden



Barbara Schumacher  
ISOPUBLIC  
Switzerland



Nebil Belaam  
EMRHOD  
Tunisia



Pervin Olgun Barem  
Research  
Turkey



Cindy Kaminski  
Trig  
USA

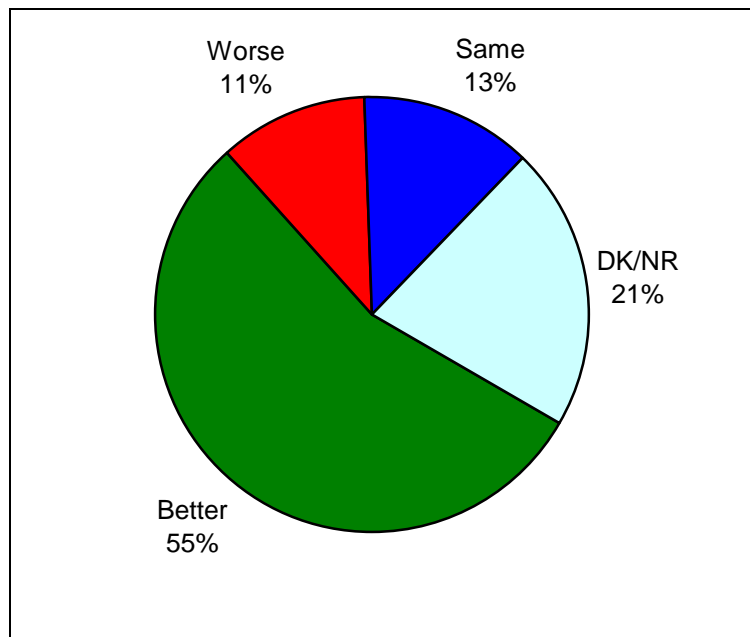


Beth Owen  
Indochina Research  
Vietnam



## Graph for Hope and Despair in Azerbaijan for Year 2011

Question: **So far as you are concerned do you think that 2012 will be better or worse than 2011?**



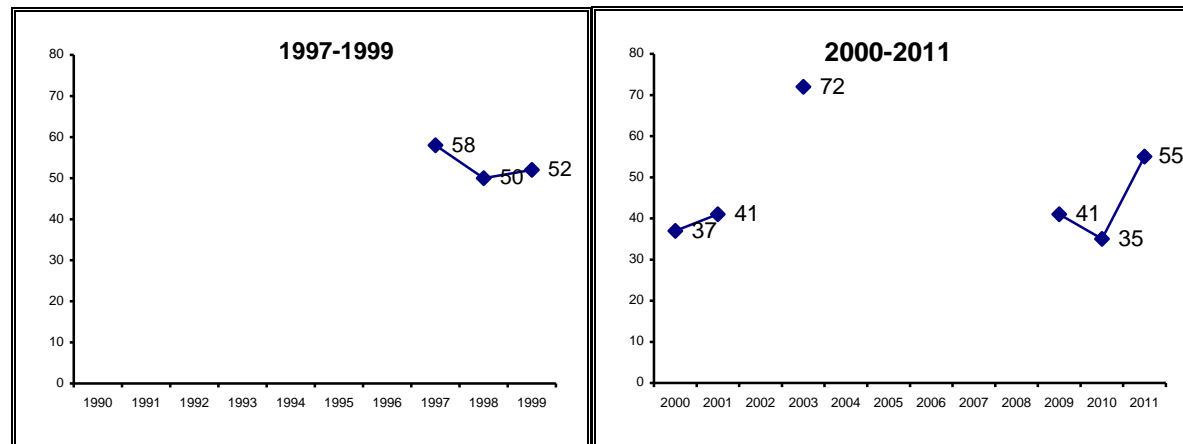
Source: Annual Global Barometer on Hope and Despair conducted by affiliates of WIN-Gallup International Association. See details on: [www.gallup.com.pk](http://www.gallup.com.pk), [www.gallup-international.com/](http://www.gallup-international.com/)

**(Note applicable for all tables ahead):** Rounding off to 100:  
When the total does not add up to 100, it is because of rounding off issues.



The trend of  
**Hope and Despair in Azerbaijan**  
(1997-2011)

**HOPE**



Note: Reported for all the years for which survey was carried out and data are available.

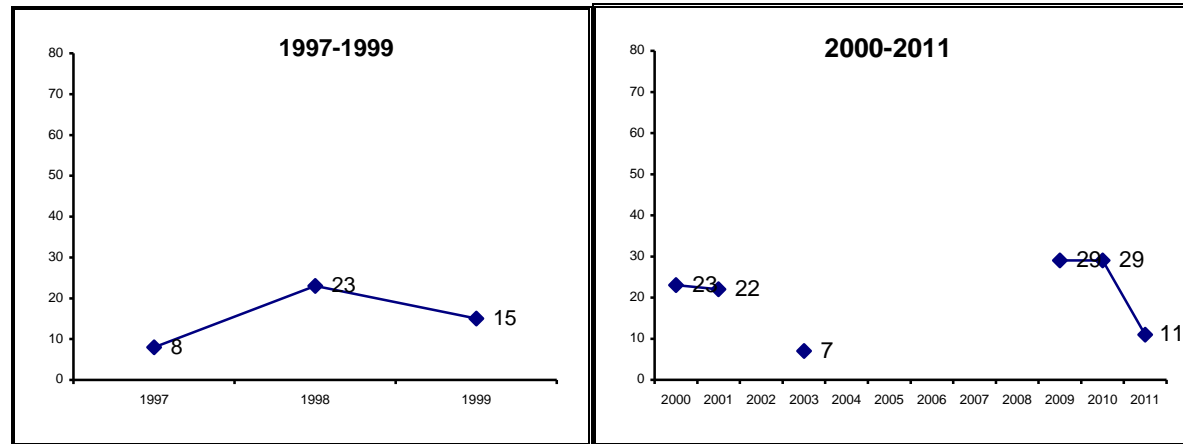
	Percent of Respondents									
Year	1997	1998	1999	2000	2001	2003	2009	2010	2011	
Hope	58	50	52	37	41	72	41	35	55	

Source: Annual Global Barometer on Hope and Despair conducted by affiliates of WIN-Gallup International Association. See details on: [www.gallup.com.pk](http://www.gallup.com.pk), [www.gallup-international.com/](http://www.gallup-international.com/)



**Trend of Hope and Despair in Azerbaijan**  
1977-2011  
(for all years for which data are available)

# DESPAIR



Note: Reported for all the years for which survey was carried out and data are available.

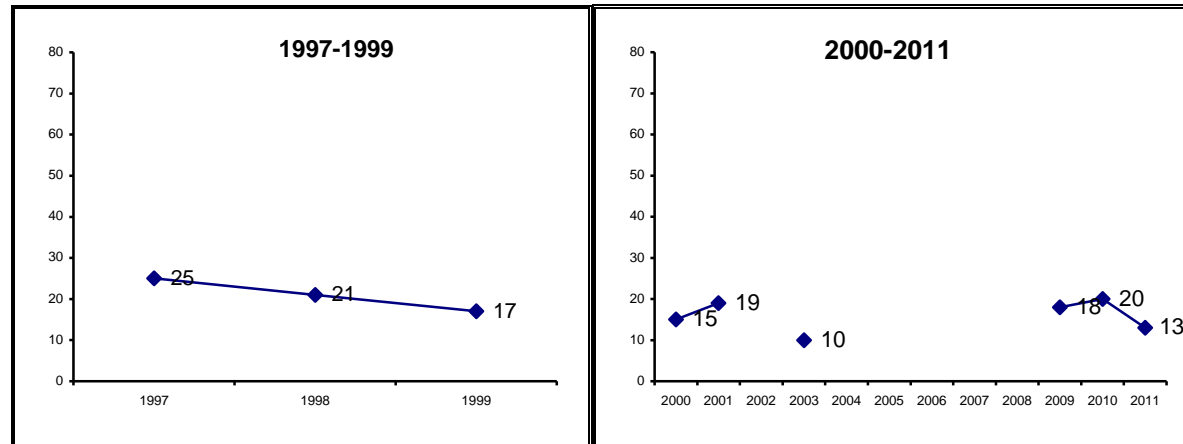
	Percent of Respondents									
Year	1997	1998	1999	2000	2001	2003	2009	2010	2011	
Hope	8	23	15	23	22	7	29	29	11	

Source: Annual Global Barometer on Hope and Despair conducted by affiliates of WIN-Gallup International Association. See details on: [www.gallup.com.pk](http://www.gallup.com.pk), [www.gallup-international.com/](http://www.gallup-international.com/)



**Trend of Hope and Despair in Azerbaijan**  
1977-2011  
(for all years for which data are available)

**NO CHANGE**



Note: Reported for all the years for which survey was carried out and data are available.

	Percent of Respondents									
Year	1997	1998	1999	2000	2001	2003	2009	2010	2011	
Hope	25	21	17	15	19	10	18	20	13	

Source: Annual Global Barometer on Hope and Despair conducted by affiliates of WIN-Gallup International Association. See details on: [www.gallup.com.pk](http://www.gallup.com.pk), [www.gallup-international.com/](http://www.gallup-international.com/)



**Trend of Hope and Despair in Azerbaijan**  
1977-2011  
(for all years for which data are available)

## Hope and Despair in Azerbaijan

Question: **So far as you are concerned do you think that 2012 will be better or worse than 2011?**

*Percent of Respondents*

Serial #	Year	Better	Same	Worse	DK/NR
1	1997	58	25	8	9
2	1998	50	21	23	6
3	1999	52	17	15	16
4	2000	37	15	23	25
5	2001	41	19	22	18
6	2003	72	10	7	11
7	2009	41	18	29	12
8	2010	35	20	29	16
9	2011	55	13	11	21

Source: Annual Global Barometer on Hope and Despair conducted by affiliates of WIN-Gallup International Association. See details on: [www.gallup.com.pk](http://www.gallup.com.pk), [www.gallup-international.com/](http://www.gallup-international.com/)





## Economic prosperity in Azerbaijan

Question: **Compared with this year, in your opinion, will next year be a year of economic prosperity, economic difficulty or remain the same?**

*Percent of Respondents*

Serial #	Years	Economic prosperity	Remain the same	Economic Difficulty	DK/NR
1	1997	54	28	8	10
2	1998	34	32	29	5
3	1999	40	22	21	17
4	2000	34	18	23	25
5	2001	36	29	18	18
6	2003	71	18	5	7
7	2009	35	26	30	9
8	2010	31	27	29	13
9	2011	48	21	17	14

Source: Annual Global Barometer on Hope and Despair conducted by affiliates of WIN-Gallup International Association. See details on: [www.gallup.com.pk](http://www.gallup.com.pk), [www.gallup-international.com/](http://www.gallup-international.com/)



## Unemployment in Azerbaijan

Question: **In the next 12 months do you expect the number of unemployed in ... (YOUR COUNTRY) to increase a lot, to increase slightly, remain the same, fall slightly or fall a lot?**

*Percent of Respondents*

Serial #	Years	Increase a lot	Increase slight	Remain the same	Fall Slight	Fall a lot	DK/NR
1	1997	4	11	29	22	17	17
2	1998	21	25	21	25	4	4
3	1999	17	21	18	28	4	12
4	2000	17	21	14	22	4	22
5	2001	18	24	16	25	3	15
6	2003	3	12	19	56	4	7
7	2009	25	13	22	18	10	12
8	2010	31	17	17	15	6	15

Source: Annual Global Barometer on Hope and Despair conducted by affiliates of WIN-Gallup International Association. See details on: [www.gallup.com.pk](http://www.gallup.com.pk), [www.gallup-international.com/](http://www.gallup-international.com/)



## Employment in Azerbaijan

Question: **Are you now in paid employment - either full time or part time?**

*Percent of Respondents*

Serial #	Years	Full time	Part time	No
1	1997	52	12	36
2	1998	34	13	53
3	1999	31	9	60
4	2000	26	9	65
5	2001	22	6	72
6	2003	40	5	55
7	2009	25	9	66
8	2010	35	3	62

Source: Annual Global Barometer on Hope and Despair conducted by affiliates of WIN-Gallup International Association. See details on: [www.gallup.com.pk](http://www.gallup.com.pk), [www.gallup-international.com/](http://www.gallup-international.com/)



**Trend of Hope and Despair in Azerbaijan**  
 1977-2011  
 (for all years for which data are available)


**Job security in Azerbaijan**

Question: **Do you think your present job is safe, or do you think there's a chance you may become unemployed?**

*Percent of Respondents*

Serial #	Years	Present job safe	Chance of unemployment	DK/NR
1	1997	61	34	5
2	1998	52	46	2
3	1999	63	32	5
4	2000	57	33	10
5	2001	64	28	8
6	2003	67	28	5
7	2009	65	23	12
8	2010	67	27	6

Source: Annual Global Barometer on Hope and Despair conducted by affiliates of WIN-Gallup International Association. See details on: [www.gallup.com.pk](http://www.gallup.com.pk), [www.gallup-international.com/](http://www.gallup-international.com/)





## Ease of Job in Azerbaijan

Question: **If you became unemployed, do you think you'd be able to find a new job fairly quickly, or do you think it might take longer?**

*Percent of Respondents*

Serial #	Years	New job quickly	May take longer	Wouldn't look	DK/NR
1	1997	45	36	8	11
2	1998	22	65	6	7
3	1999	26	59	3	12
4	2000	20	22	23	35
5	2001	19	53	8	20
6	2003	32	54	4	10
7	2009	21	42	3	33
8	2010	21	59	2	17

Source: Annual Global Barometer on Hope and Despair conducted by affiliates of WIN-Gallup International Association. See details on: [www.gallup.com.pk](http://www.gallup.com.pk), [www.gallup-international.com/](http://www.gallup-international.com/)



Celebrating 34 years of The World's Leading Global Barometer (1977-2011)

For more details :

Rushna Shahid  
Assisting Gallup International  
Opinion Research Group  
Tele: +92-51-2655630  
Fax : +92-51-2655632  
Email: rushna.shahid@gallup.com.pk

Irene Zuettel  
Gallup International  
Zurich  
Tele: +41 (0) 44 806 6650  
Fax : +41 (0) 44 806 6660  
Email: jirene.zuettel@gallup-international.com

**Disclaimer:** Gallup International Association is not related to Gallup Inc., headquartered in Washington D.C which is no longer a member of Gallup International Association. Gallup International Association does not accept responsibility for opinion polling other than its own. For further details see website: [www.Gallup-international.com](http://www.Gallup-international.com)