



Prepared on  
December 31, 2011

## Global Barometer on Hope and Despair

# Austria

Trend data: 1977-2011

(for all years for which data are available)

### Volume 2: Country Report Series



Celebrating 34 years of The World's Leading Global Barometer (1977-2011)

**Courtesy:**

The preparation of this Report and compilation of the trend data (1977-2011) has been done with the courtesy of Gallup Pakistan ([www.gallup.com.pk](http://www.gallup.com.pk)) and Gilani Research Foundation ([www.gilanifoundation.com](http://www.gilanifoundation.com)) as a public service for members of Gallup International Association. For any further details please contact: [Rushna.Shahid@gallup.com.pk](mailto:Rushna.Shahid@gallup.com.pk)

**Disclaimer:** Gallup International Association or its members are not related to Gallup Inc., headquartered in Washington D.C which is no longer a member of Gallup International Association. Gallup International Association does not accept responsibility for opinion polling other than its own. We require that our surveys be credited fully as Gallup International (not Gallup or Gallup Poll). For further details see website: [www.Gallup-international.com](http://www.Gallup-international.com)



**FOREWORD**

# **The World's First and the Leading Global Barometer**

The Global Barometer of Hope and Despair, conducted on the eve of every new year since 1977, happens to be the world's first Global Barometer. It was initiated and led by the renowned pollster Dr. George Gallup in that year and has since been conducted annually by research institutes affiliated with Gallup International and other associated research institutions. In 2011 we will be celebrating 34 years of its success.

In 1977 the world was still a stranger to modern computing machines on everyone's desk. It was a world in which the old Main Frame computers were available to the fortunate. Others performed their tasks in more primitive ways. The mode of communication was the Post Office supplemented by what was known as the "Telegraph and Telex Machine". Despite these limitations, the first Global Barometer was conducted by 22 Gallup International Association members across the globe. They included all the G7 countries as well as key countries from all continents. The number of countries has since risen considerably and the survey now covers a highly representative sample of global population. In 2011 the survey covers 58 countries from all parts of Asia, Africa, Latin America and Australasia.

Considering that the Global Barometer was initiated in 1977 under conditions which would now seem primitive by way of international communications as well as information technology, the archives of the Global Barometer were not in a position to present trend data in usable form. It has taken some effort to construct time series data.


It was a proud privilege for Gallup Pakistan to have accomplished that task in 2010. Despite being relatively limited in its scope, the trend data information is now usable and amendable to updation. It has been updated for the latest year (EOY: 2011)

In the covers of these pages you will find a simple computation of the top lines of country data for all years when the survey was conducted in that country. We hope that we will further refine these Reports, in due course of time.

We would particularly like to thank the team at Gallup Pakistan as well as Ms. Armida Wagman at the Gallup International Secretariat who in 2010 helped compile the trend data for the first 33 years of the series. We very much hope that with the active support of the Expert Group on Opinion Research (details on the Blog of the Group) at WIN-Gallup International we will be able to further pursue this task.

Jean-Marc Leger  
President WIN-Gallup International  
and

Dr. Ijaz Shafi Gilani  
Chair, Expert Group on Opinion Research  
WIN-Gallup International (gilani@gallup.com.pk)  
December 20, 2011





**WIN-Gallup International Team of  
END OF YEAR SURVEY: 2011**

**OPINION RESEARCH GROUP**

**1- Panel of Experts**



**Matthew  
Warshaw  
Afghanistan**



**Helio  
Gastaldi  
Brazil**



**Dave  
Scholz  
Canada**



**Celine  
Bracq  
France**



**Inahiro  
Suzuki  
Japan**



**Margit  
Cleveland  
Kenya**



**Elida  
Medarovska  
Macedonia**



**John  
Smurthwaite  
Malaysia**



**Natalia  
Ivanisheva  
Russia**



**Carlos  
Clavero  
Spain**

**2- Research Team for EOY 2011 (Gallup Pakistan)**



**Manzer Ehsan**



**Hammad Irshad**



**Tahmina Shoab**

**3- Project Managers**



**Sara  
Salam  
Pakistan**



**Rushna  
Shahid  
Pakistan**



**Klaus-Peter  
Schoeppner  
Germany**



**Dr. Ijaz Shafi  
Gilani  
Pakistan**

**5- President WIN-GIA**



**Jean-March Langer  
Canada**






**Trend of Hope and Despair in Austria**  
1977-2011  
(for all years for which data are available)

**6- Global Research Team**

(In alphabetical order of Country Name)

Name/Company/Country	Picture	Name/Company/Country	Picture
Assen Blagoev ACSOR-Surveys <b>Afghanistan</b>		Aram Navasardyan MPG LLC <b>Armenia</b>	
Gerardo Tuñón Corti IBOPE Inteligência <b>Argentina</b>		Bianca Mazzaferro Colmar Brunton <b>Australia</b>	
Ingrid Lusk Osterreichisches Gallup-Institute <b>Austria</b>		Ashraf Hajiye SIAR Media <b>Azerbaijan</b>	
Marc Dumoulin Dedicated Research <b>Belgium</b>		Laure IBOPE Inteligência <b>Brazil</b>	
Aida Hadziavdic- Begovic Mareco Index Bosnia <b>Bosnia</b>		Mila Grigorova BBSS <b>Bulgaria</b>	
Zhou Xin CRC-Research <b>China</b>		Arnauld Zeufack RMS Cameroon <b>Cameroon</b>	
Cristina Querubin Centro Nacional de Consultoria <b>Colombia</b>		Sarah Weill Leger Marketing <b>Canada</b>	
Jan Trojacek MARECO Praha <b>Czech Republic</b>		* Roger Elsted DMA/ Research <b>Denmark</b>	
Dr.Sherine Zaklana Rada Research & Public Relations Co. <b>Egypt</b>		Carlos A. Cordova Cedatos <b>Ecuador</b>	
Tim Wilson Tebbutt Research <b>Fiji Islands</b>		* Johannes Huxoll TNS Emnid <b>Germany</b>	
Jari Pajunen Taloustutkimus Oy <b>Finland</b>		Merab Pachulia GORBI <b>Georgia</b>	
Christy Szeto Consumer Search Group <b>Hong Kong</b>		Celine Bracq BVA <b>France</b>	
Vilborg Helga Hardardottir CapacentIceland <b>Iceland</b>		Yashwant Deshmukh C Voter <b>India</b>	
Sinead Mooney Red C Research and Marketing <b>Ireland</b>		Dr. Munqijh Dagher IIACSS <b>Iraq</b>	
Paolo Colombo DOXA <b>Italy</b>		Sinead Mooney Red C Research and Marketing <b>Ireland</b>	





**Trend of Hope and Despair in Austria**  
1977-2011  
(for all years for which data are available)



Hisako Kumada  
Nippon Research  
Center (NRC)  
Japan



Hyunjeong Jung  
Gallup Korea  
Korea



Selim Saad  
REACH  
Lebanon



Inga Nausediene  
UAB RAIT  
Lithuania



Ivana Todevska  
BRIMA  
Macedonia



Christian Batte  
BJ Group  
Morocco



Imre van Rooijen  
Market Response  
Netherlands



Josiah Kimanzi  
RMS Nigeria  
Nigeria



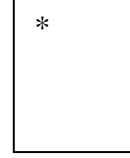
Fatima Idrees  
Gallup Pakistan  
Pakistan



Dr. Nabil Kukali  
Palestine



Gustavo Yrala  
DATUM international  
Peru



Lawrence A. Dugan  
Asia Research  
Organization  
Philippines



Olga Wiatr  
MARECO Polska  
Poland



Marius Bobi  
TNS CSOP  
Romania



Natalia Lvanisheva  
ROMIR  
Russian Federation



Mohammad M.Aayed  
PARC  
Saudi Arabia



Sladjana Brakus  
TNS Medium Gallup  
Serbia



Patson Gasura  
Topline Research  
Solution  
South Africa



Luciano Miguel  
Instituto DYM, S.A  
Spain



Dr. Johan Lilliecreutz  
CMA Research  
Sweden



Barbara Schumacher  
ISOPUBLIC  
Switzerland



Nebil Belaam  
EMRHOD  
Tunisia



Pervin Olgun Barem  
Research  
Turkey



Cindy Kaminski  
Trig  
USA

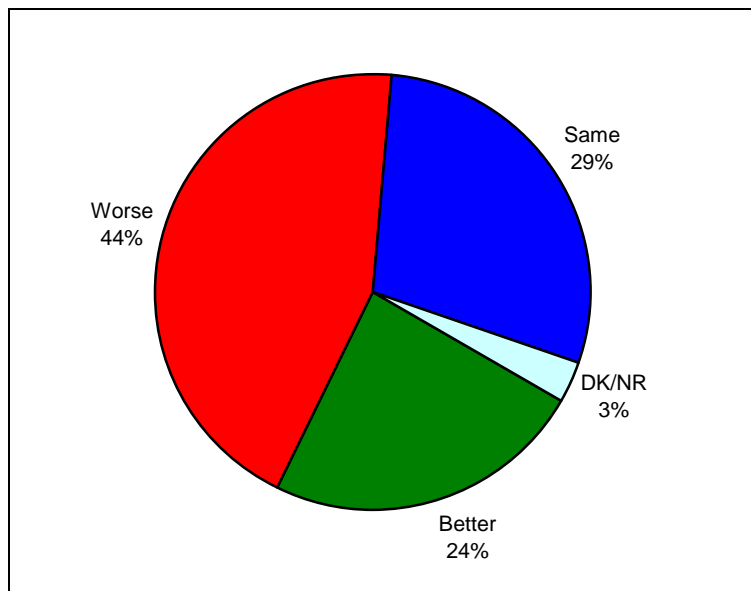


Beth Owen  
Indochina Research  
Vietnam



## Graph for Hope and Despair in Austria for Year 2011

Question: **So far as you are concerned do you think that 2012 will be better or worse than 2011?**



Source: Annual Global Barometer on Hope and Despair conducted by affiliates of WIN-Gallup International Association. See details on:

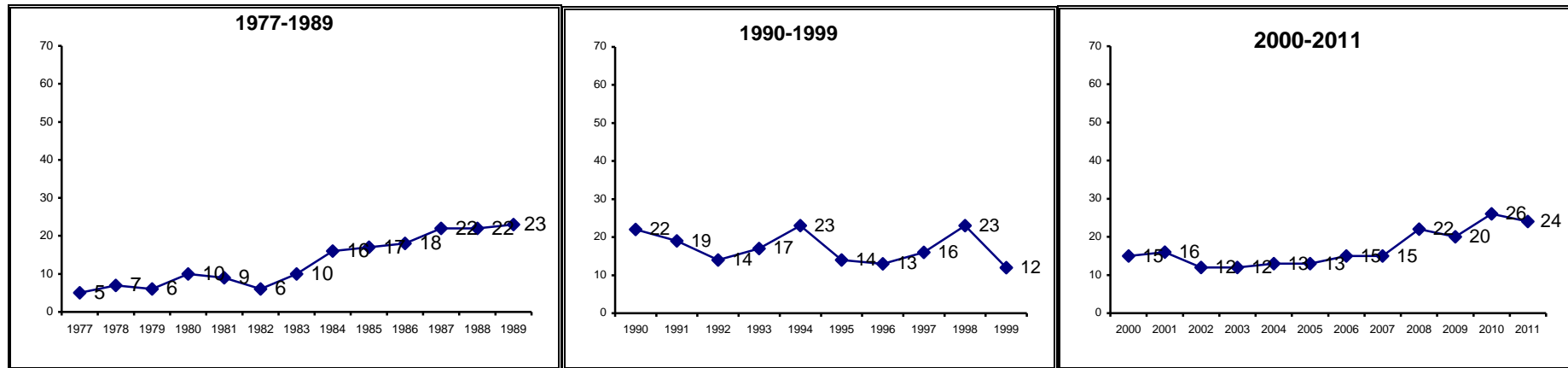
[www.gallup.com.pk](http://www.gallup.com.pk), [www.gallup-international.com/](http://www.gallup-international.com/)

**(Note applicable for all tables ahead):** Rounding off to 100:  
When the total does not add up to 100, it is because of rounding off issues.



The trend of  
**Hope and Despair in Austria**  
(1977-2011)

**HOPE**



	Percent of Respondents																						
Year	1977	1978	1979	1980	1981	1982	1983	1984	1985	1986	1987	1988	1989	1990	1991	1992	1993	1994	1995	1996	1997	1998	1999
Hope	5	7	6	10	9	6	10	16	17	18	22	22	23	22	19	14	17	23	14	13	16	23	12

Year	2000	2001	2002	2003	2004	2005	2006	2007	2008	2009	2010	2011
Hope	15	16	12	12	13	13	15	15	22	20	26	24

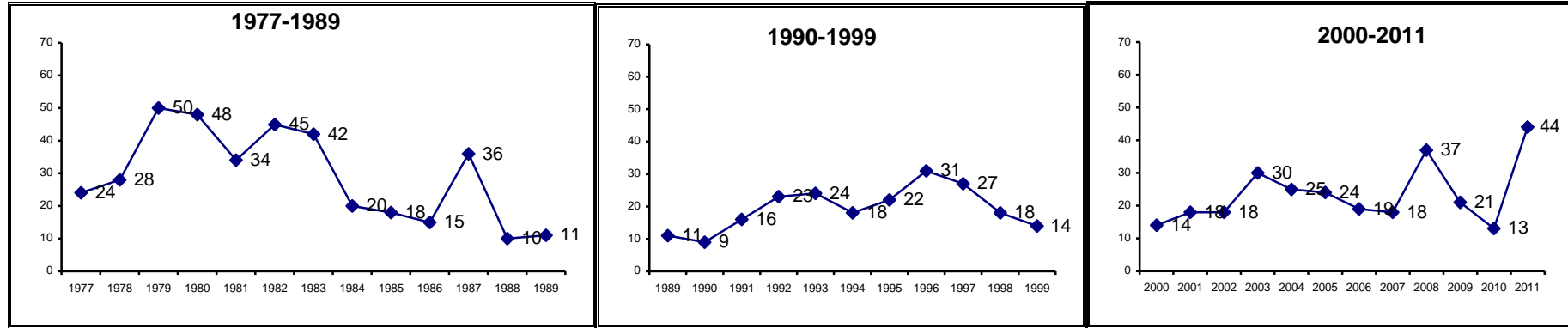
Source: Annual Global Barometer on Hope and Despair conducted by affiliates of WIN-Gallup International Association. See details on: [www.gallup.com.pk](http://www.gallup.com.pk), [www.gallup-international.com/](http://www.gallup-international.com/)





**Trend of Hope and Despair in Austria**  
1977-2011  
(for all years for which data are available)


# DESPAIR



Year	1977	1978	1979	1980	1981	1982	1983	1984	1985	1986	1987	1988	1989	1990	1991	1992	1993	1994	1995	1996	1997	1998	1999
<b>Despair</b>	24	28	50	48	34	45	42	20	18	15	36	10	11	9	16	23	24	18	22	31	27	18	14

Year	2000	2001	2002	2003	2004	2005	2006	2007	2008	2009	2010	2011
<b>Despair</b>	14	18	18	30	25	24	19	18	37	21	13	44

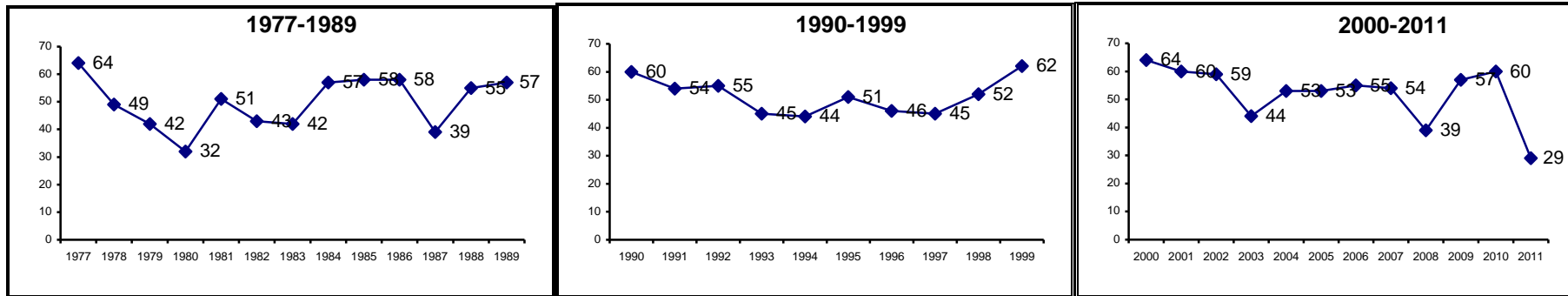
Source: Annual Global Barometer on Hope and Despair conducted by affiliates of WIN-Gallup International Association. See details on: [www.gallup.com.pk](http://www.gallup.com.pk), [www.gallup-international.com/](http://www.gallup-international.com/)





**Trend of Hope and Despair in Austria**  
1977-2011  
(for all years for which data are available)


# NO CHANGE



Year	1977	1978	1979	1980	1981	1982	1983	1984	1985	1986	1987	1988	1989	1990	1991	1992	1993	1994	1995	1996	1997	1998	1999
<b>No change</b>	64	49	42	32	51	43	42	57	58	58	39	55	57	60	54	55	45	44	51	46	45	52	62

Year	2000	2001	2002	2003	2004	2005	2006	2007	2008	2009	2010	2011
<b>No change</b>	64	60	59	44	53	53	55	54	39	57	60	29

Source: Annual Global Barometer on Hope and Despair conducted by affiliates of WIN-Gallup International Association. See details on: [www.gallup-international.com](http://www.gallup-international.com), <http://eoy2010.blogspot.com/>





## Trend of Hope and Despair in Austria

1977-2011

(for all years for which data are available)

# Hope and Despair in Austria

Question: **So far as you are concerned do you think that 2012 will be better or worse than 2011?**

*Percent of Respondents*

Serial #	Year	Better (%)	Same (%)	Worse (%)	DK/NR (%)
1	1977	5	64	24	7
2	1978	7	49	28	16
3	1979	6	42	50	2
4	1980	10	32	48	10
5	1981	9	51	34	6
6	1982	6	43	45	6
7	1983	10	42	42	6
8	1984	16	57	20	6
9	1985	17	58	18	7
10	1986	18	58	15	9
11	1987	22	39	36	3
12	1988	22	55	10	13
13	1989	23	57	11	9
14	1990	22	60	9	9
15	1991	19	54	16	11
16	1992	14	55	23	8
17	1993	17	45	24	14
18	1994	23	44	18	15
19	1995	14	51	22	13
20	1996	13	46	31	10
21	1997	16	45	27	12
22	1998	23	52	18	7
23	1999	12	62	14	12
24	2000	15	64	14	7
25	2001	16	60	18	6
26	2002	12	59	18	10
27	2003	12	44	30	14
28	2004	13	53	25	8
29	2005	13	53	24	10
30	2006	15	55	19	10
31	2007	15	54	18	13
32	2008	22	39	37	2
33	2009	20	57	21	2
34	2010	26	60	13	1
35	2011	24	29	44	3

Source: Annual Global Barometer on Hope and Despair conducted by affiliates of WIN-Gallup International Association. See details on: [www.gallup.com.pk](http://www.gallup.com.pk), [www.gallup-international.com/](http://www.gallup-international.com/)





**Trend of Hope and Despair in Austria**  
1977-2011  
(for all years for which data are available)

## Economic prosperity in Austria

Question: **Compared with this year, in your opinion, will next year be a year of economic prosperity, economic difficulty or remain the same?**

*Percent of Respondents*

Serial #	Years	Economic prosperity (%)	Remain the same (%)	Economic Difficulty (%)	DK/NR (%)
1	1977	9	29	53	9
2	1978	11	27	44	18
3	1979	15	28	48	9
4	1980	1	33	58	7
5	1981	2	29	65	4
6	1983	1	31	63	5
7	1987	4	49	42	5
8	1988	7	58	23	12
9	1997	4	41	45	10
10	1998	8	51	36	5
11	1999	6	66	16	12
12	2000	9	61	22	8
13	2001	8	43	43	6
14	2002	8	55	28	9
15	2003	4	49	36	11
16	2004	4	54	34	8
17	2005	4	54	32	10
18	2006	6	59	24	11
19	2007	9	58	21	12
20	2008	3	24	72	1
21	2009	8	56	33	2
22	2010	15	68	16	1
23	2011	3	37	57	3

Source: Annual Global Barometer on Hope and Despair conducted by affiliates of WIN-Gallup International Association. See details on: [www.gallup.com.pk](http://www.gallup.com.pk), [www.gallup-international.com/](http://www.gallup-international.com/)





**Trend of Hope and Despair in Austria**  
1977-2011  
(for all years for which data are available)

## Unemployment in Austria

**Question: In the next 12 months do you expect the number of unemployed in ... (YOUR COUNTRY) to increase a lot, to increase slightly, remain the same, fall slightly or fall a lot?**

*Percent of Respondents*

Serial #	Years	Increase a lot (%)	Increase slight (%)	Remain the same (%)	Fall Slight (%)	Fall a lot (%)	DK/NR (%)
1	1997	18	28	43	3	3	5
2	1998	8	51	27	11	.	3
3	1999	5	29	43	14	1	8
4	2000	3	23	46	17	2	9
5	2001	11	56	24	5	0	3
6	2002	3	45	33	9	2	7
7	2003	14	46	25	6	0	9
8	2004	8	50	30	5	1	6
9	2005	9	48	27	7	1	8
10	2006	9	32	38	10	0	11
11	2007	3	26	45	15	1	10
12	2008	25	54	13	6	.	2
13	2009	13	51	25	8	.	3
14	2010	5	24	38	28	2	2

Source: Annual Global Barometer on Hope and Despair conducted by affiliates of WIN-Gallup International Association. See details on:

[www.gallup.com.pk](http://www.gallup.com.pk), [www.gallup-international.com/](http://www.gallup-international.com/)





**Trend of Hope and Despair in Austria**  
1977-2011  
(for all years for which data are available)

## Employment in Austria

Question: **Are you now in paid employment - either full time or part time?**

*Percent of Respondents*

Serial #	Years	Full time (%)	Part time (%)	No (%)
1	1997	40	8	52
2	1998	37	11	52
3	1999	45	11	44
4	2000	45	7	48
5	2001	46	13	41
6	2002	45	11	44
7	2003	45	10	45
8	2004	49	9	41
9	2005	46	9	45
10	2006	46	9	45
11	2007	51	8	41
12	2008	36	13	51
13	2009	47	10	43
14	2010	48	9	43

Source: Annual Global Barometer on Hope and Despair conducted by affiliates of WIN-Gallup International Association. See details on:  
[www.gallup.com.pk](http://www.gallup.com.pk), [www.gallup-international.com/](http://www.gallup-international.com/)





**Trend of Hope and Despair in Austria**  
1977-2011  
(for all years for which data are available)

## Job security in Austria

Question: **Do you think your present job is safe, or do you think there's a chance you may become unemployed?**

*Percent of Respondents*

Serial #	Years	Present job safe (%)	Chance of unemployment (%)	DK/NR (%)
1	1997	64	22	14
2	1998	70	24	6
3	1999	73	11	16
4	2000	65	27	8
5	2001	69	24	7
6	2002	69	22	10
7	2003	57	32	11
8	2004	52	22	26
9	2005	59	23	17
10	2006	61	24	15
11	2007	50	20	30
12	2008	84	14	3
13	2009	68	25	7
14	2010	73	20	7

Source: Annual Global Barometer on Hope and Despair conducted by affiliates of WIN-Gallup International Association. See details on:

[www.gallup.com.pk](http://www.gallup.com.pk), [www.gallup-international.com/](http://www.gallup-international.com/)





**Trend of Hope and Despair in Austria**  
1977-2011  
(for all years for which data are available)

## Ease of Job in Austria

Question: **If you became unemployed, do you think you'd be able to find a new job fairly quickly, or do you think it might take longer?**

*Percent of Respondents*

Serial #	Years	New job quickly (%)	May take longer (%)	Wouldn't look (%)	DK/NR (%)
1	1997	35	59	5	1
2	1998	42	46	5	7
3	1999	32	42	3	23
4	2000	36	46	6	12
5	2001	35	51	5	10
6	2002	35	45	7	13
7	2003	31	47	6	16
8	2004	28	39	5	28
9	2005	33	43	4	19
10	2006	31	50	6	13
11	2007	31	46	7	17
12	2008	52	42	3	3
13	2009	33	53	6	8
14	2010	38	45	7	10

Source: Annual Global Barometer on Hope and Despair conducted by affiliates of WIN-Gallup International Association. See details on:

[www.gallup.com.pk](http://www.gallup.com.pk), [www.gallup-international.com/](http://www.gallup-international.com/)





Celebrating 34 years of The World's Leading Global Barometer (1977-2011)

For more details :

Rushna Shahid  
Assisting Gallup International  
Opinion Research Group  
Tele: +92-51-2655630  
Fax : +92-51-2655632  
Email: rushna.shahid@gallup.com.pk

Irene Zuettel  
Gallup International  
Zurich  
Tele: +41 (0) 44 806 6650  
Fax : +41 (0) 44 806 6660  
Email: jirene.zuettel@gallup-international.com

**Disclaimer:** Gallup International Association is not related to Gallup Inc., headquartered in Washington D.C which is no longer a member of Gallup International Association. Gallup International Association does not accept responsibility for opinion polling other than its own. For further details see website: [www.Gallup-international.com](http://www.Gallup-international.com)