



Prepared on
December 31, 2011

Global Barometer on Hope and Despair

Armenia

Trend data: 1999-2011

(for all years for which data are available)

Volume 2: Country Report Series



Courtesy:

The preparation of this Report and compilation of the trend data (1977-2011) has been done with the courtesy of Gallup Pakistan (www.gallup.com.pk) and Gilani Research Foundation (www.gilanifoundation.com) as a public service for members of Gallup International Association. For any further details please contact: Rushna.Shahid@gallup.com.pk

Disclaimer: Gallup International Association or its members are not related to Gallup Inc., headquartered in Washington D.C which is no longer a member of Gallup International Association. Gallup International Association does not accept responsibility for opinion polling other than its own. We require that our surveys be credited fully as Gallup International (not Gallup or Gallup Poll). For further details see website: www.Gallup-international.com



FOREWORD

The World's First and the Leading Global Barometer

The Global Barometer of Hope and Despair, conducted on the eve of every new year since 1977, happens to be the world's first Global Barometer. It was initiated and led by the renowned pollster Dr. George Gallup in that year and has since been conducted annually by research institutes affiliated with Gallup International and other associated research institutions. In 2011 we will be celebrating 34 years of its success.

In 1977 the world was still a stranger to modern computing machines on everyone's desk. It was a world in which the old Main Frame computers were available to the fortunate. Others performed their tasks in more primitive ways. The mode of communication was the Post Office supplemented by what was known as the "Telegraph and Telex Machine". Despite these limitations, the first Global Barometer was conducted by 22 Gallup International Association members across the globe. They included all the G7 countries as well as key countries from all continents. The number of countries has since risen considerably and the survey now covers a highly representative sample of global population. In 2011 the survey covers 58 countries from all parts of Asia, Africa, Latin America and Australasia.

Considering that the Global Barometer was initiated in 1977 under conditions which would now seem primitive by way of international communications as well as information technology, the archives of the Global Barometer were not in a position to present trend data in usable form. It has taken some effort to construct time series data.


It was a proud privilege for Gallup Pakistan to have accomplished that task in 2010. Despite being relatively limited in its scope, the trend data information is now usable and amendable to updation. It has been updated for the latest year (EOY: 2011)

In the covers of these pages you will find a simple computation of the top lines of country data for all years when the survey was conducted in that country. We hope that we will further refine these Reports, in due course of time.

We would particularly like to thank the team at Gallup Pakistan as well as Ms. Armida Wagman at the Gallup International Secretariat who in 2010 helped compile the trend data for the first 33 years of the series. We very much hope that with the active support of the Expert Group on Opinion Research (details on the Blog of the Group) at WIN-Gallup International we will be able to further pursue this task.

Jean-Marc Leger
President WIN-Gallup International
and

Dr. Ijaz Shafi Gilani
Chair, Expert Group on Opinion Research
WIN-Gallup International (gilani@gallup.com.pk)
December 20, 2011





**WIN-Gallup International Team of
 END OF YEAR SURVEY: 2011**

OPINION RESEARCH GROUP

1- Panel of Experts



Matthew Warshaw
Afghanistan



Helio Gastaldi
Brazil



Dave Scholz
Canada



Celine Bracq
France



Inahiro Suzuki
Japan



Margit Cleveland
Kenya



Elida Medarovska
Macedonia



John Smurthwaite
Malaysia



Natalia Ivanisheva
Russia



Carlos Clavero
Spain

2- Research Team for EOY 2011 (Gallup Pakistan)



Manzer Ehsan



Hammad Irshad



Tahmina Shoab

3- Project Managers



Sara Salam
Pakistan



Rushna Shahid
Pakistan

4- Team Head



Klaus-Peter Schoepner
Germany




Dr. Ijaz Shafi Gilani
Pakistan

5- President WIN-GIA



Jean-March Langer
Canada






Trend of Hope and Despair in Armenia
1977-2011
(for all years for which data are available)

6- Global Research Team


(In alphabetical order of Country Name)

Name/Company/Country	Picture	Name/Company/Country	Picture
Assen Blagoev ACSOR-Surveys Afghanistan		Aram Navasardyan MPG LLC Armenia	
Gerardo Tuñón Corti IBOPE Inteligência Argentina		Bianca Mazzaferro Colmar Brunton Australia	
Marc Dumoulin Dedicated Research Belgium		Ingrid Lusk Osterreichisches Gallup-Institute Austria	
Aida Hadziavdic-Begovic Mareco Index Bosnia		Ashraf Hajiyev SIAR Media Azerbaijan	
Laure IBOPE Inteligencia Brazil		Mila Grigorova BBSS Bulgaria	
Cristina Querubin Centro Nacional de Consultoria Colombia		Arnauld Zeufack RMS Cameroon Cameroon	
Jan Trojacek MARECO Praha Czech Republic		Sarah Weill Leger Marketing Canada	
Roger Elsted DMA/ Research Denmark		Carlos A. Cordova Cedatos Ecuador	
Dr. Sherine Zakama Rada Research & Public Relations Co. Egypt		Femi Laoye RMSI Ghana Ghana	
Tim Wilson Tebbutt Research Fiji Islands		Johannes Huxoll TNS Emnid Germany	
Christy Szeto Consumer Search Group Hong Kong		Merab Pachulia GORBI Georgia	
Vilborg Helga Hardardottir Capacent Iceland Iceland		Johannes Huxoll TNS Emnid Germany	
Yashwant Deshmukh C Voter India		Dr. Munqih Dagher IIACSS Iraq	
Sinead Mooney Red C Research and Marketing Ireland		Sinead Mooney Red C Research and Marketing Ireland	
Paolo Colombo DOXA Italy		Paolo Colombo DOXA Italy	





Trend of Hope and Despair in Armenia
 1977-2011
 (for all years for which data are available)



Hisako Kumada
 Nippon Research
 Center (NRC)
 Japan



Hyunjeong Jung
 Gallup Korea
 Korea



Selim Saad
 REACH
 Lebanon



Inga Nausediene
 UAB RAIT
 Lithuania



Ivana Todevska
 BRIMA
 Macedonia



Christian Batte
 BJ Group
 Morocco



Imre van Rooijen
 Market Response
 Netherlands



Josiah Kimanzi
 RMS Nigeria
 Nigeria



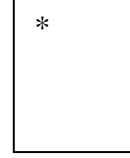
Fatima Idrees
 Gallup Pakistan
 Pakistan




Dr. Nabil Kukali
 Palestine



Gustavo Yrala
 DATUM international
 Peru



Lawrence A. Dugan
 Asia Research
 Organization
 Philippines



Olga Wiatr
 MARECO Polska
 Poland



Marius Bobi
 TNS CSOP
 Romania



Natalia Lvanisheva
 ROMIR
 Russian Federation



Mohammad M. Aayed
 PARC
 Saudi Arabia



Sladjana Brakus
 TNS Medium Gallup
 Serbia



Patson Gasura
 Topline Research
 Solution
 South Africa



Luciano Miguel
 Instituto DYM, S.A
 Spain



Dr. Johan Lilliecreutz
 CMA Research
 Sweden



Barbara Schumacher
 ISOPUBLIC
 Switzerland



Nebil Belaam
 EMRHOD
 Tunisia



Pervin Olgun Barem
 Research
 Turkey



Cindy Kaminski
 Trig
 USA

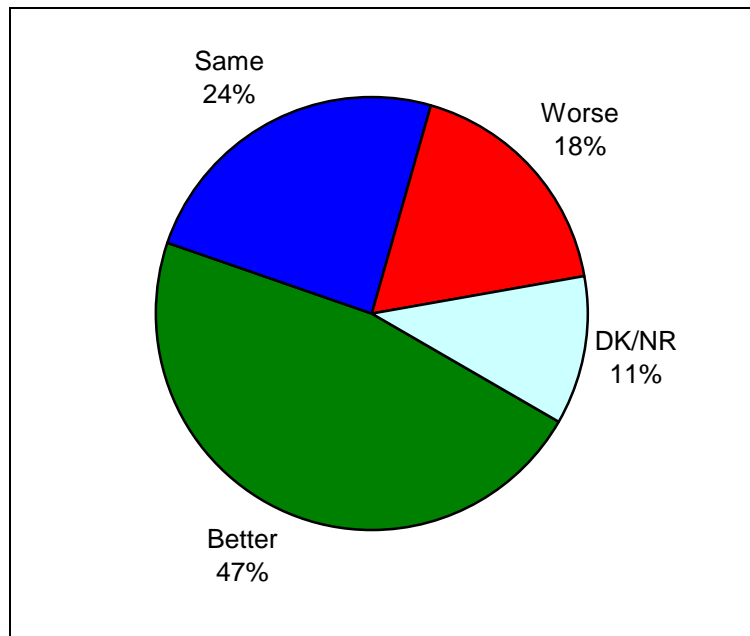


Beth Owen
 Indochina Research
 Vietnam



Graph for Hope and Despair in Armenia for Year 2011

Question: **So far as you are concerned do you think that 2012 will be better or worse than 2011?**



Source: Annual Global Barometer on Hope and Despair conducted by affiliates of WIN-Gallup International Association. See details on:

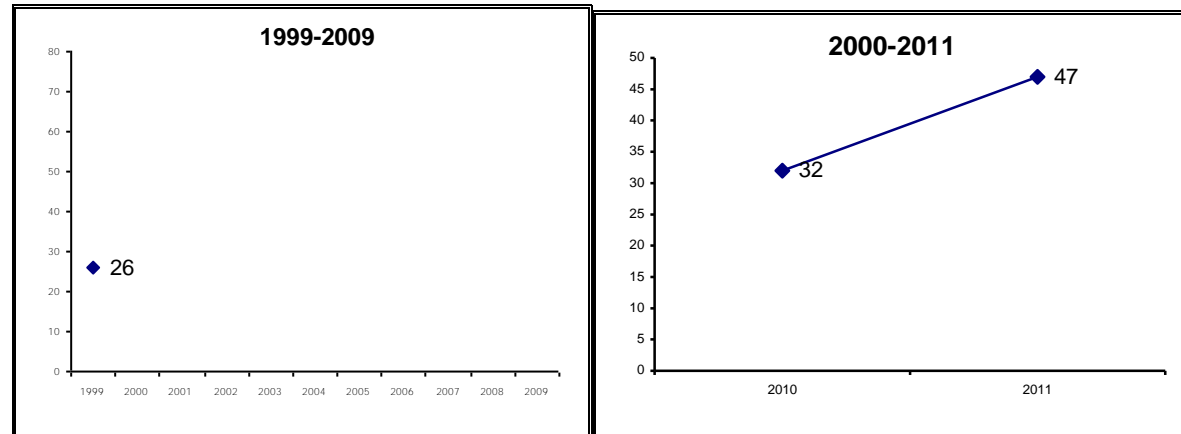
www.gallup.com.pk, www.gallup-international.com/

(Note applicable for all tables ahead): Rounding off to 100:
When the total does not add up to 100, it is because of rounding off issues.



The trend of
Hope and Despair in Armenia
(1999-2011)

HOPE



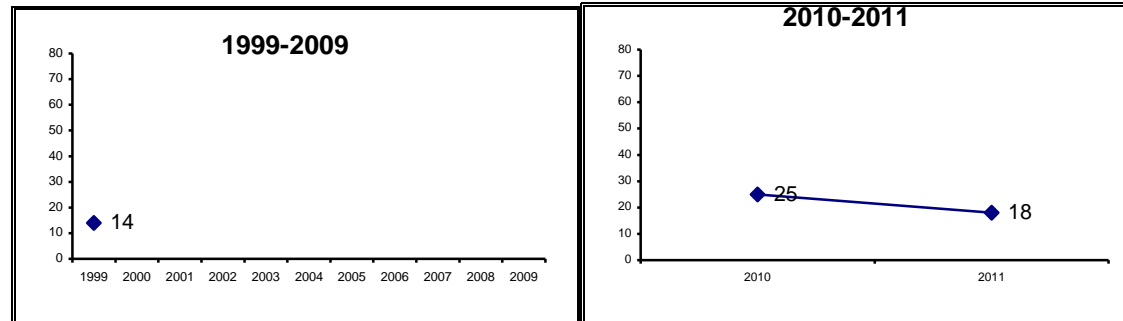
Note: Reported for all the years for which survey was carried out and data are available.

	Percent of Respondents		
Year	1999	2010	2011
Hope	26	32	47

Source: Annual Global Barometer on Hope and Despair conducted by affiliates of WIN-Gallup International Association. See details on: www.gallup.com.pk, www.gallup-international.com/



DESPAIR



Note: Reported for all the years for which survey was carried out and data are available.

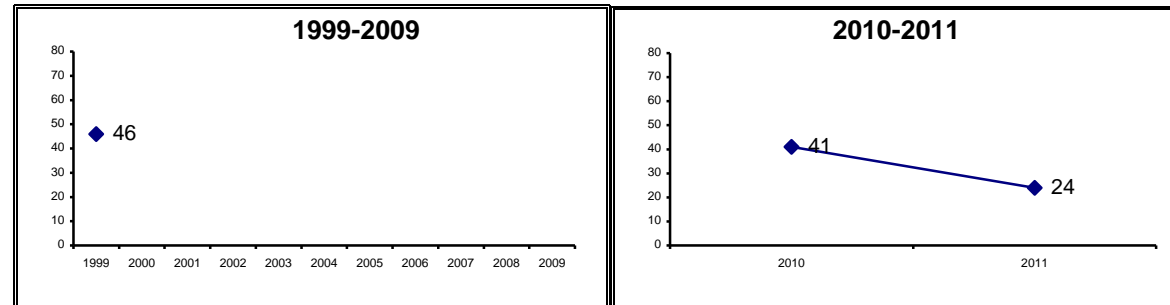
<i>Percent of Respondents</i>			
Year	1999	2010	2011
Despair	14	25	18

Source: Annual Global Barometer on Hope and Despair conducted by affiliates of WIN-Gallup International Association. See details on: www.gallup.com.pk, www.gallup-international.com/



Trend of Hope and Despair in Armenia
1977-2011
(for all years for which data are available)

NO CHANGE



Note: Reported for all the years for which survey was carried out and data are available.

<i>Percent of Respondents</i>			
Year	1999	2010	2011
No change	46	41	24

Source: Annual Global Barometer on Hope and Despair conducted by affiliates of WIN-Gallup International Association. See details on: www.gallup.com.pk, www.gallup-international.com/



Trend of Hope and Despair in Armenia
1977-2011
(for all years for which data are available)

Hope and Despair in Armenia

Question: **So far as you are concerned do you think that 2012 will be better or worse than 2011?**

Percent of Respondents

Serial #	Year	Better	Same	Worse	DK/NR
1	1999	26	46	14	14
2	2010	32	41	25	2
3	2011	47	24	18	11

Source: Annual Global Barometer on Hope and Despair conducted by affiliates of WIN-Gallup International Association. See details on:

www.gallup.com.pk, www.gallup-international.com/



Economic prosperity in Armenia

Question: **Compared with this year, in your opinion, will next year be a year of economic prosperity, economic difficulty or remain the same?**

Percent of Respondents

Serial #	Years	Economic prosperity	Remain the same	Economic Difficulty	DK/NR
1	1999	12	55	20	13
2	2010	26	44	28	2
3	2011	33	31	24	12

Source: Annual Global Barometer on Hope and Despair conducted by affiliates of WIN-Gallup International Association. See details on:

www.gallup.com.pk, www.gallup-international.com/



Unemployment in Armenia

Question. **In the next 12 months do you expect the number of unemployed in ... (YOUR COUNTRY) to increase a lot, to increase slightly, remain the same, fall slightly or fall a lot?**

Percent of Respondents

Serial #	Years	Increase a lot	Increase slight	Remain the same	Fall Slight	Fall a lot	DK/NR
1	1999	7	28	42	11	1	11
2	2010	17	25	37	17	1	2

Source: Annual Global Barometer on Hope and Despair conducted by affiliates of WIN-Gallup International Association. See details on:

www.gallup.com.pk, www.gallup-international.com/



Employment in Armenia

Question: **Are you now in paid employment - either full time or part time?**

Percent of Respondents

Serial #	Years	Full time	Part time	No
1	1999	29	16	55
2	2010	23	7	71

Source: Annual Global Barometer on Hope and Despair conducted by affiliates of WIN-Gallup International Association. See details on:
www.gallup.com.pk, www.gallup-international.com/



Job security in Armenia

Question: **Do you think your present job is safe, or do you think there's a chance you may become unemployed?**

Percent of Respondents

Serial #	Years	Present job safe	Chance of unemployment	DK/NR
1	1999	36	57	7
2	2010	55	43	2

Source: Annual Global Barometer on Hope and Despair conducted by affiliates of WIN-Gallup International Association. See details on:

www.gallup.com.pk, www.gallup-international.com/



Ease of Job in Armenia

Question. **If you became unemployed, do you think you'd be able to find a new job fairly quickly, or do you think it might take longer?**

Percent of Respondents

Serial #	Years	New job quickly	May take longer	Wouldn't look	DK/NR
1	1999	19	45	10	26
2	2010	18	75	4	3

Source: Annual Global Barometer on Hope and Despair conducted by affiliates of WIN-Gallup International Association. See details on:

www.gallup.com.pk, www.gallup-international.com/



Celebrating 34 years of The World's Leading Global Barometer (1977-2011)

For more details :

Rushna Shahid
Assisting Gallup International
Opinion Research Group
Tele: +92-51-2655630
Fax : +92-51-2655632
Email: rushna.shahid@gallup.com.pk

Irene Zuettel
Gallup International
Zurich
Tele: +41 (0) 44 806 6650
Fax : +41 (0) 44 806 6660
Email: jirene.zuettel@gallup-international.com

Disclaimer: Gallup International Association is not related to Gallup Inc., headquartered in Washington D.C which is no longer a member of Gallup International Association. Gallup International Association does not accept responsibility for opinion polling other than its own. For further details see website: www.Gallup-international.com