



Prepared on
December 31, 2011

Global Barometer on Hope and Despair

Argentina

Trend data: 1977-2011
(for all years for which data are available)

Volume 2: Country Report Series



Courtesy:

The preparation of this Report and compilation of the trend data (1977-2011) has been done with the courtesy of Gallup Pakistan (www.gallup.com.pk) and Gilani Research Foundation (www.gilanifoundation.com) as a public service for members of Gallup International Association. For any further details please contact: Rushna.Shahid@gallup.com.pk

Disclaimer: Gallup International Association or its members are not related to Gallup Inc., headquartered in Washington D.C which is no longer a member of Gallup International Association. Gallup International Association does not accept responsibility for opinion polling other than its own. We require that our surveys be credited fully as Gallup International (not Gallup or Gallup Poll). For further details see website: www.Gallup-international.com



FOREWORD

The World's First and the Leading Global Barometer

The Global Barometer of Hope and Despair, conducted on the eve of every new year since 1977, happens to be the world's first Global Barometer. It was initiated and led by the renowned pollster Dr. George Gallup in that year and has since been conducted annually by research institutes affiliated with Gallup International and other associated research institutions. In 2011 we will be celebrating 34 years of its success.

In 1977 the world was still a stranger to modern computing machines on everyone's desk. It was a world in which the old Main Frame computers were available to the fortunate. Others performed their tasks in more primitive ways. The mode of communication was the Post Office supplemented by what was known as the "Telegraph and Telex Machine". Despite these limitations, the first Global Barometer was conducted by 22 Gallup International Association members across the globe. They included all the G7 countries as well as key countries from all continents. The number of countries has since risen considerably and the survey now covers a highly representative sample of global population. In 2011 the survey covers 58 countries from all parts of Asia, Africa, Latin America and Australasia.

Considering that the Global Barometer was initiated in 1977 under conditions which would now seem primitive by way of international communications as well as information technology, the archives of the Global Barometer were not in a position to present trend data in usable form. It has taken some effort to construct time series data.


It was a proud privilege for Gallup Pakistan to have accomplished that task in 2010. Despite being relatively limited in its scope, the trend data information is now usable and amendable to updation. It has been updated for the latest year (EOY: 2011)

In the covers of these pages you will find a simple computation of the top lines of country data for all years when the survey was conducted in that country. We hope that we will further refine these Reports, in due course of time.

We would particularly like to thank the team at Gallup Pakistan as well as Ms. Armida Wagman at the Gallup International Secretariat who in 2010 helped compile the trend data for the first 33 years of the series. We very much hope that with the active support of the Expert Group on Opinion Research (details on the Blog of the Group) at WIN-Gallup International we will be able to further pursue this task.

Jean-Marc Leger
President WIN-Gallup International
and

Dr. Ijaz Shafi Gilani
Chair, Expert Group on Opinion Research
WIN-Gallup International (gilani@gallup.com.pk)
December 20, 2011





**WIN-Gallup International Team of
 END OF YEAR SURVEY: 2011**

OPINION RESEARCH GROUP

1- Panel of Experts



Matthew Warshaw
Afghanistan



Helio Gastaldi
Brazil



Dave Scholz
Canada



Celine Bracq
France



Inahiro Suzuki
Japan



Margit Cleveland
Kenya



Elida Medarovska
Macedonia



John Smurthwaite
Malaysia



Natalia Ivanisheva
Russia



Carlos Clavero
Spain

2- Research Team for EOY 2011 (Gallup Pakistan)



Manzer Ehsan



Hammad Irshad



Tahmina Shoab

3- Project Managers



Sara Salam
Pakistan



Rushna Shahid
Pakistan

4- Team Head



Klaus-Peter Schoeppner
Germany



Dr. Ijaz Shafi Gilani
Pakistan

5- President WIN-GIA



Jean-March Langer
Canada






Trend of Hope and Despair in Argentina
1977-2011
(for all years for which data are available)

6- Global Research Team


(In alphabetical order of Country Name)

Name/Company/Country	Picture	Name/Company/Country	Picture
Assen Blagoev ACSOR-Surveys Afghanistan		Aram Navasardyan MPG LLC Armenia	
Gerardo Tuñón Corti IBOPE Inteligencia Argentina		Bianca Mazzaferro Colmar Brunton Australia	
Ingrid Lusk Osterreichisches Gallup-Institute Austria		Ashraf Hajiyev SIAR Media Azerbaijan	
Marc Dumoulin Dedicated Research Belgium		Laure IBOPE Inteligencia Brazil	
Aida Hadziavdic- Begovic Mareco Index Bosnia Bosnia		Mila Grigorova BBSS Bulgaria	
Zhou Xin CRC-Research China		Arnauld Zeufack RMS Cameroon Cameroon	
Cristina Querubin Centro Nacional de Consultoria Colombia		Sarah Weill Leger Marketing Canada	
Jan Trojacek MARECO Praha Czech Republic		Dr. Sherine Zaklana Rada Research & Public Relations Co. Egypt	
Tim Wilson Tebbutt Research Fiji Islands		Roger Elsted DMA/ Research Denmark	
Jari Pajunen Taloustutkimus Oy Finland		Carlos A. Cordova Cedatos Ecuador	
Celine Bracq BVA France		Dr. Femi Laoye RMSI Ghana Ghana	
Christy Szeto Consumer Search Group Hong Kong		Merab Pachulia GORBI Georgia	
Vilborg Helga Hardardottir Capacentceland Iceland		Johannes Huxoll TNS Emnid Germany	
Yashwant Deshmukh C Voter India		Femi Laoye RMSI Ghana Ghana	
Dr. Munqih Dagher IIACSS Iraq		Sinead Mooney Red C Research and Marketing Ireland	
Paolo Colombo DOXA Italy			





Trend of Hope and Despair in Argentina
 1977-2011
 (for all years for which data are available)



Hisako Kumada
 Nippon Research
 Center (NRC)
 Japan



Hyunjeong Jung
 Gallup Korea
 Korea



Selim Saad
 REACH
 Lebanon



Inga Nausediene
 UAB RAIT
 Lithuania



Ivana Todevska
 BRIMA
 Macedonia



Christian Batte
 BJ Group
 Morocco



Imre van Rooijen
 Market Response
 Netherlands



Josiah Kimanzi
 RMS Nigeria
 Nigeria



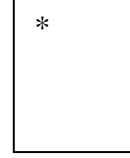
Fatima Idrees
 Gallup Pakistan
 Pakistan




Dr. Nabil Kukali
 Palestine



Gustavo Yrala
 DATUM international
 Peru



Lawrence A. Dugan
 Asia Research
 Organization
 Philippines



Olga Wiatr
 MARECO Polska
 Poland



Marius Bobi
 TNS CSOP
 Romania



Natalia Lvanisheva
 ROMIR
 Russian Federation



Mohammad M.Aayed
 PARC
 Saudi Arabia



Sladjana Brakus
 TNS Medium Gallup
 Serbia



Patson Gasura
 Topline Research
 Solution
 South Africa



Luciano Miguel
 Instituto DYM, S.A
 Spain



Dr. Johan Lilliecreutz
 CMA Research
 Sweden



Barbara Schumacher
 ISOPUBLIC
 Switzerland



Nebil Belaam
 EMRHOD
 Tunisia



Pervin Olgun Barem
 Research
 Turkey



Cindy Kaminski
 Trig
 USA

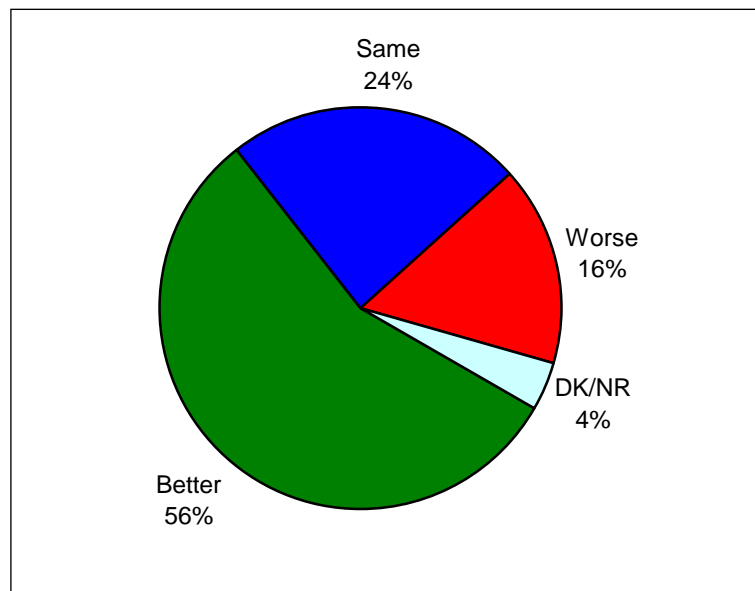


Beth Owen
 Indochina Research
 Vietnam



Graph for Hope and Despair in Argentina for Year 2011

Question: **So far as you are concerned do you think that 2012 will be better or worse than 2011?**



Source: Annual Global Barometer on Hope and Despair conducted by affiliates of WIN-Gallup International Association. See details on:

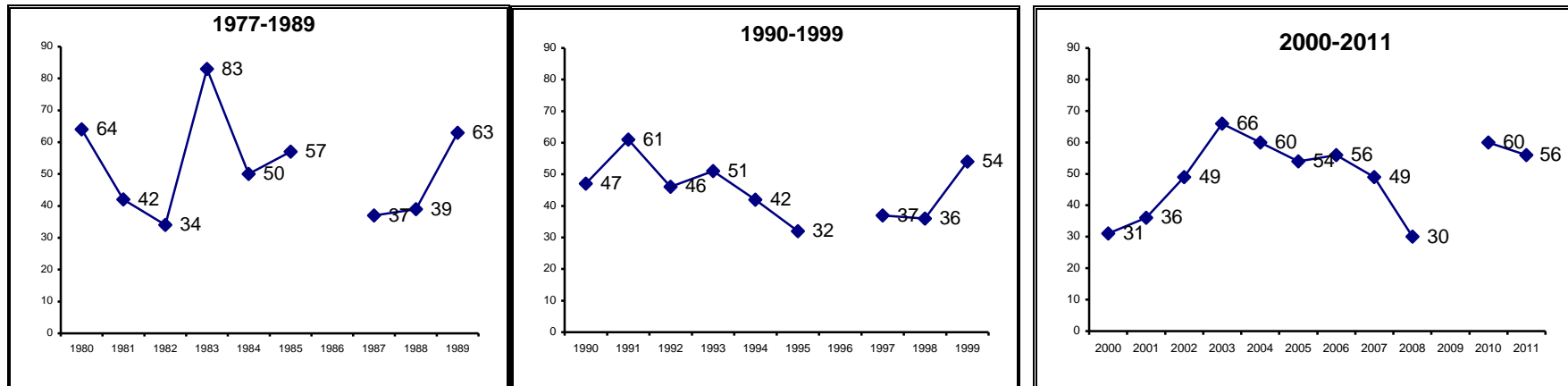
www.gallup.com.pk, www.gallup-international.com

(Note applicable for all tables ahead): Rounding off to 100:
When the total does not add up to 100, it is because of rounding off issues.



The Trend of Hope and Despair in Argentina (1977-2011)


HOPE



Note: Reported for all the years for which survey was carried out and data are available.

														<i>Percent of Respondents</i>		
Year	1980	1981	1982	1983	1984	1985	1987	1988	1989	1990	1991	1992	1993			
Hope	64	42	34	83	50	57	37	39	63	47	61	46	51			
Year	1994	1995	1997	1998	1999	2000	2001	2002	2003	2004	2005	2006	2007	2008	2010	2011
Hope	42	32	37	36	54	31	36	49	66	60	54	56	49	30	60	56

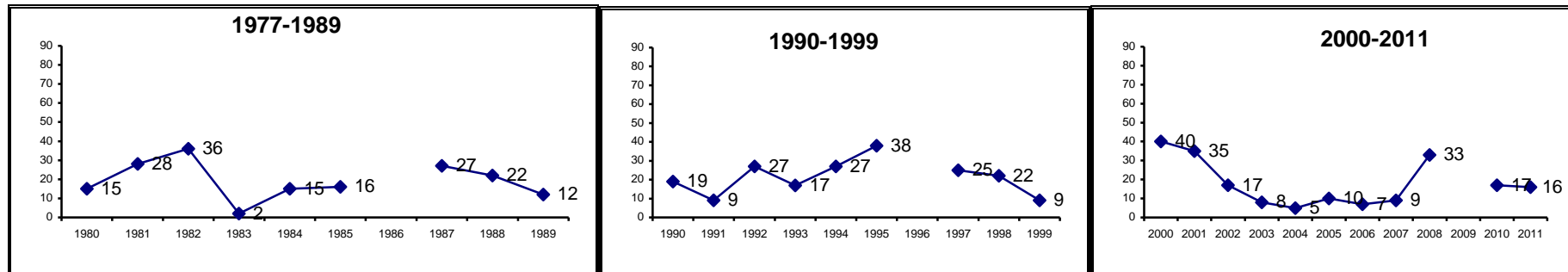
Source: Annual Global Barometer on Hope and Despair conducted by affiliates of WIN-Gallup International Association. See details on: www.gallup.com.pk, www.gallup-international.com





Trend of Hope and Despair in Argentina
 1977-2011
 (for all years for which data are available)

DESPAIR



Note: Reported for all the years for which survey was carried out and data are available.

Year	1980	1981	1982	1983	1984	1985	1987	1988	1989	1990	1991	1992	1993
Despair	15	28	36	2	15	16	27	22	12	19	9	27	17

Year	1994	1995	1997	1998	1999	2000	2001	2002	2003	2004	2005	2006	2007	2008	2010	2011
Despair	27	38	25	22	9	40	35	17	8	5	10	7	9	33	17	16

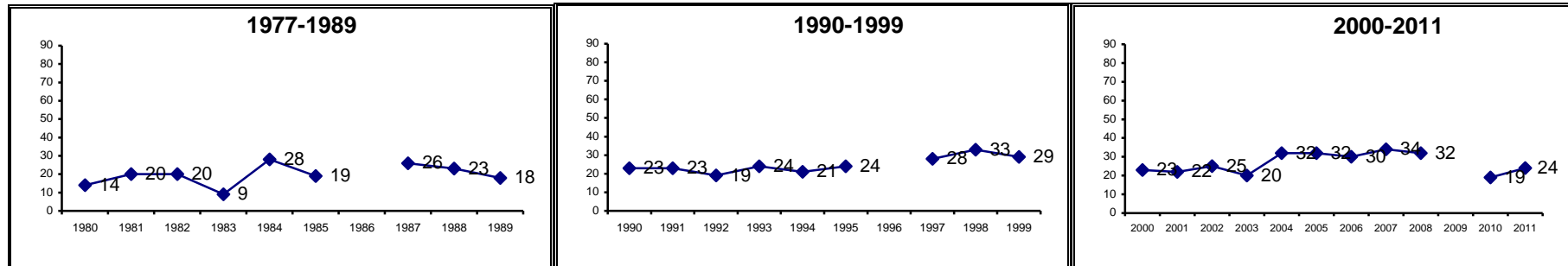
Source: Annual Global Barometer on Hope and Despair conducted by affiliates of WIN-Gallup International Association. See details on: www.gallup.com.pk, www.gallup-international.com





Trend of Hope and Despair in Argentina
1977-2011
(for all years for which data are available)

NO CHANGE




Note: Reported for all the years for which survey was carried out and data are available.

Year	1980	1981	1982	1983	1984	1985	1987	1988	1989	1990	1991	1992	1993
No Change	14	20	20	9	28	19	26	23	18	23	23	19	24

Year	1994	1995	1997	1998	1999	2000	2001	2002	2003	2004	2005	2006	2007	2008	2010	2011
No Change	21	24	28	33	29	23	22	25	20	32	32	30	34	32	19	24

Source: Annual Global Barometer on Hope and Despair conducted by affiliates of WIN-Gallup International Association. See details on: www.gallup.com.pk, www.gallup-international.com





Trend of Hope and Despair in Argentina
1977-2011
(for all years for which data are available)

Hope and Despair in Argentina

Question: **So far as you are concerned do you think that 2012 will be better or worse than 2011?**

Percent of Respondents

Serial #	Years	Better	Same	Worse	DK/NR
1	1980	64	14	15	6
2	1981	42	20	28	10
3	1982	34	20	36	10
4	1983	83	9	2	6
5	1985	57	19	16	7
6	1984	50	28	15	7
7	1987	37	26	27	10
8	1988	39	23	22	16
9	1989	63	18	12	7
10	1990	47	23	19	11
11	1991	61	23	9	7
12	1992	46	19	27	8
13	1993	51	24	17	8
14	1994	42	21	27	10
15	1995	32	24	38	6
16	1997	37	28	25	10
17	1998	36	33	22	9
18	1999	54	29	9	8
19	2000	31	23	40	6
20	2001	36	22	35	7
21	2002	49	25	17	9
22	2003	66	20	8	6
23	2004	60	32	5	3
24	2005	54	32	10	5
25	2006	56	30	7	7
26	2007	49	34	9	9
27	2008	30	32	33	5
28	2010	60	19	17	4
29	2011	56	24	16	4

Source: Annual Global Barometer on Hope and Despair conducted by affiliates of WIN-Gallup International Association. See details on:

www.gallup.com.pk, www.gallup-international.com





Economic prosperity in Argentina

Question: **Compared with this year, in your opinion, will next year be a year of economic prosperity, economic difficulty or remain the same?**

Percent of Respondents

Serial #	Years	Economic prosperity	Remain the same	Economic Difficulty	DK/NR
1	1980	32	32	31	4
2	1981	18	28	43	11
3	1983	57	13	24	6
4	1985	30	27	39	4
5	1987	12	28	50	11
6	1988	27	28	32	13
7	1997	24	31	37	8
8	1998	23	35	34	8
9	1999	38	42	14	6
10	2000	23	27	44	6
11	2001	24	29	41	6
12	2002	41	29	22	8
13	2003	58	26	9	7
14	2004	46	41	9	4
15	2005	44	40	10	6
16	2006	43	41	8	8
17	2007	38	40	11	11
18	2008	21	39	36	5
19	2010	33	42	21	5
20	2011	34	30	33	3

Source: Annual Global Barometer on Hope and Despair conducted by affiliates of WIN-Gallup International Association. See details on:

www.gallup.com.pk, www.gallup-international.com





Trend of Hope and Despair in Argentina
1977-2011
(for all years for which data are available)

Unemployment in Argentina

Question: **In the next 12 months do you expect the number of unemployed in ... (YOUR COUNTRY) to increase a lot, to increase slightly, remain the same, fall slightly or fall a lot?**

Percent of Respondents

Serial #	Years	Increase a lot	Increase slight	Remain the same	Fall Slight	Fall a lot	DK/NR
1	1997	13	26	32	21	1	7
2	1998	16	29	32	16	1	6
3	1999	4	16	39	32	1	8
4	2000	23	32	27	13	1	4
5	2001	30	30	20	14	1	5
6	2002	11	22	31	28	1	7
7	2003	3	14	36	39	2	6
8	2004	2	18	39	35	1	5
9	2005	2	15	42	33	2	7
10	2006	2	19	42	27	2	9
11	2007	3	16	44	22	1	14
12	2008	11	31	34	13	3	7
13	2010	10	23	38	21	5	3

Source: Annual Global Barometer on Hope and Despair conducted by affiliates of WIN-Gallup International Association. See details on:

www.gallup.com.pk, www.gallup-international.com





Trend of Hope and Despair in Argentina
1977-2011
(for all years for which data are available)

Employment in Argentina

Question: **Are you now in paid employment - either full time or part time?**

Percent of Respondents

Serial #	Years	Full time	Part time	No
1	1997	36	15	49
2	1998	34	19	47
3	1999	29	18	53
4	2000	31	19	50
5	2001	28	18	54
6	2002	27	25	48
7	2003	30	23	47
8	2004	35	21	44
9	2005	32	19	49
10	2006	39	20	42
11	2007	38	16	46
12	2008	40	16	44
13	2010	40	20	41

Source: Annual Global Barometer on Hope and Despair conducted by affiliates of WIN-Gallup International Association. See details on:

www.gallup.com.pk, www.gallup-international.com





Trend of Hope and Despair in Argentina
1977-2011
(for all years for which data are available)

Job security in Argentina


Question: **Are you now in paid employment - either full time or part time?**

Percent of Respondents

Serial #	Years	Present job safe	Chance of unemployment	DK/NR
1	1997	48	48	4
2	1998	42	48	10
3	1999	48	44	8
4	2000	45	49	6
5	2001	41	56	3
6	2002	37	42	21
7	2003	52	41	7
8	2004	56	39	5
9	2005	55	39	5
10	2006	61	31	8
11	2007	54	42	4
12	2008	56	34	9
13	2010	71	27	2

Source: Annual Global Barometer on Hope and Despair conducted by affiliates of WIN-Gallup International Association. See details on:

www.gallup.com.pk, www.gallup-international.com





Trend of Hope and Despair in Argentina
1977-2011
(for all years for which data are available)

Ease of Job in Argentina

Question: **Do you think your present job is safe, or do you think there's a chance you may become unemployed?**

Serial #	Years	<i>Percent of Respondents</i>			
		New job quickly	May take longer	Wouldn't look	DK/NR
1	1997	21	67	2	10
2	1998	14	68	3	15
3	1999	17	71	2	10
4	2000	17	73	2	8
5	2001	12	78	3	7
6	2002	13	63	3	21
7	2003	21	67	3	9
8	2004	29	62	3	6
9	2005	22	64	3	12
10	2006	32	51	3	13
11	2007	35	50	3	12
12	2008	24	63	3	10
13	2010	42	52	2	3

Source: Annual Global Barometer on Hope and Despair conducted by affiliates of WIN-Gallup International Association. See details on:

www.gallup.com.pk, www.gallup-international.com





Celebrating 34 years of The World's Leading Global Barometer (1977-2011)

For more details :

Rushna Shahid
Assisting Gallup International
Opinion Research Group
Tele: +92-51-2655630
Fax : +92-51-2655632
Email: rushna.shahid@gallup.com.pk

Irene Zuettel
Gallup International
Zurich
Tele: +41 (0) 44 806 6650
Fax : +41 (0) 44 806 6660
Email:jirene.zuettel@gallup-international.com

Disclaimer: Gallup International Association is not related to Gallup Inc., headquartered in Washington D.C which is no longer a member of Gallup International Association. Gallup International Association does not accept responsibility for opinion polling other than its own. For further details see website: www.Gallup-international.com